

designed by gerald counthair

1966 A.A.U. TRACK & FIELD



Official Results

International-National-Collegiate and High School Championships

1965 World Record Breakers



Ralph Boston



Randy Matson

TRACK & FIELD NEWS

P. O. BOX 296

LOS ALTOS, CALIFORNIA



Billy Mills & Gerry Lindgren



**StarStream is a service mark owned exclusively by Trans World Airlines, Inc.*

***In air travel, they spell
dependability with three letters***

TWA. These letters do more than name an airline. They speak of a vast operation geared to a single effort: getting you there in comfort and on time. Of the StarStream* jet fleet, built to be best and maintained to stay that way. Of every convenience to speed your departure and return. And of people—22,000 TWA people here and abroad who know their work and do it proudly. Good reasons to look for the big red letters next time you fly. Nationwide... worldwide... depend on TWA.

RANDY MATSON TOP TRACKMAN OF 1965

by C. Robert Paul

Performances during the indoor and outdoor seasons did not come close to equaling the dazzling running, jumping and throwing during the meets leading up to the Olympic Games in Tokyo. Although champions remained in competition, the record breaking was held to a minimum.

Hats off to Ralph Boston and Harold Connolly for setting new world marks in the long jump and hammer throw (there is a pending record to erase Harold Connolly's record breaking performances at Modesto and in the Southern Pacific AAU Championships), and to the authors of the fastest six miles ever run in the United States or in the world up to that time, Billy Mills and Gerry Lindgren who finished in almost a dead heat in the National championships. But the one man who captured the public's eye was Randy Matson, the big Texan who attends Texas A&M.

Only two years ago, Matson was an alternate on the USA team for the European tour as a high school senior who finished fourth in the National championships (59-1¼). In the Olympic year Matson won the National AAU title and finished runner up to the world champion Dallas Long in the Olympics. His best put in 1964 was 65-5½.

1965 was The Matson Year. He was taking dead aim on the Dallas Long world record set in the USA-USSR meet at Los Angeles a year ago, 67-10. At the Corpus Christi Relays his winning toss was 66-¾, followed up by 67-9 in winning at the Texas Relays and then a new world record at a quadrangular meet on April 9—67-11¼. In another triangular meet on April 30 Matson moved his world mark up to 69-¾ before making the greatest toss in track history—70 feet 7 inches in the Southwest Conference Championships on May 8. Handicapped by a slight leg injury, Matson returned to international competition to win against the Soviet Union and go on to win the title in the World University Games at Budapest.

One of the fine comebacks of the year was John Pennel, injured just prior to the Olympic Games. Although out of competition for almost nine months and training for a scant three weeks, Pennel, 1963 winner of the James E. Sullivan Award, won the pole vault at the National AAU outdoor championships at San Diego with a 17-0 vault.

The most disappointing note of the year was the loss to the Soviet Union at Kiev after six straight successes. Nothing can de-

tract from the Soviet's 118-112 victory in spite of a couple of injuries and illness to Billy Mills which didn't help the American cause.

Against the USSR, the Americans won all flat races through Grelle's victory in the 1500 meters and the 4x400 meter relay team scored a come from behind victory over the Soviets on the strength of an excellent anchor leg by Ollan Cassell who made up 12-14 yards on the opposing runner. Grelle was the only member of the team who had competed against the Soviets in the inaugural dual meet in 1958.

To cap the most ambitious track and field program ever developed by indoor meet directors, Valery Brumel and Igor Ter Ovanesyan of the USSR returned to re-claim the National high jump and long jump titles, as veterans Ralph Boston, Jack Yerman and Jim Grelle won the hurdles, 600-yard run and one-mile run. Sam Perry regained the sprint title. Lt. Ron Zinn of the U.S. Army won his final National title before being fatally wounded in Viet Nam in July.

Newcomers winning titles indoors included Ted Nelson in the 1000-yard run, shotputter John McGrath, and polevaulter Billy Pemelton.

Billy Mills, winner of the three-mile run was tapped for the Dieges and Clust Award as the outstanding performer in the indoor championships. He became the first man in history to win the award for both the indoor and outdoor championships by his selection at San Diego after his record-breaking performance in breasting the tape by an eyelash ahead of Gerry Lindgren in the six-mile run.

Ron Clarke of Australia was the outstanding man in the outdoor invitation meets. He was credited with world records for the three mile run and the 5000 meters in the invitation race at the longer distance at the Compton Relays.

Jim Ryun, the amazing 18-year high school senior from Wichita, Kan., proved to be the American hope for the future in the 1500 meters-one mile run. In the national championships at San Diego he was credited with a new American record of 3:55.3 in winning the title for the first time. He defeated the remarkable Peter Snell to win the National one-mile run.

Only three men retained their titles in the 78th Annual AAU outdoor championships as newcomers came bursting to the forefront to capture National titles. Ralph Boston in the long jump, Harold Connolly in the hammer throw and Bob Schul in the three

mile run were the only victors who also had gained titles at New Brunswick a year ago.

Two veterans, Rex Cawley and George Young, bounced back to once again prevail in the intermediate hurdles and the steeplechase. The only foreigner to gain a national title was the world record-holder in the discus throw, Ludvik Danek of Czechoslovakia.

The youngest of the first time winners was 18-year old Jim Ryun in the mile run and oldest was quartermiler Ollan Cassell, 27.

George Anderson and Adolph Plummer won the two sprints; Morgan Groth earned top honors in the half-mile run; Olympic champion Billy Mills captured the six-mile run and Ron Laird came home first in the two-mile walk. Willie Davenport, an Army private stationed in Germany, won the high hurdles.

In the field events John Pennel won the pole vault, Otis Burrell topped the high jumpers, Art Walker, another member of the U.S. Army, won top honors in the triple jump, John McGrath repeated his indoor triumph in the shot put and Bill Floerke caused a mild surprise by winning the javelin throw although he did rank among the top throwers in the nation before the championships.

The United States teams for the indoor and outdoor international meets were selected by the men's track and field committee on the basis of the two national championships.

The Amateur Athlete

*Official Monthly Publication of the
Amateur Athletic Union of the United States*

Instructive, informative and interesting articles—news of track and field, swimming, boxing, wrestling, gymnastics, weight lifting, volley ball, handball, basketball, and other A. A. U. sports.

SUBSCRIPTION — \$5.00 PER YEAR

Send subscription to

AMATEUR ATHLETE

231 W. 58th STREET

NEW YORK, N. Y.

1965 MEN'S ALL-AMERICA TRACK AND FIELD TEAM

Selected by J. B. Haralson, Chairman, National A.A.U. Track and Field Committee.
Aldo M. Scandurra, Chairman, Long Distance Running Committee. Charles R. Silcock,
Chairman, Walking Committee.

100-Yard Dash	Darel Newman	Fresno State College
220-Yard Dash	Adolph Plummer	Southern Cal Striders
440-Yard Dash	Ollan Cassell	Unat., New York City
880-Yard Run	Tom Farrell	St. John's University
Mile Run	Jim Ryan	East Wichita, H.S.
3-Mile Run	Gerry Lindgren	Washington State University
6-Mile Run	Billy Mills	U.S. Marines
3,000-Meter Steeplechase	George Young	Unat., New Mexico
120-Yard Hurdles	Willie Davenport	U.S. Army
440-Yard Hurdles	Rex Cawley	Pasadena A.C.
1-Mile Walk	Ron Zinn	U.S. Army
2-Mile Walk	Ron Laird	New York A.C.
10-Kilo Walk	Ron Laird	New York A.C.
15-Kilo Walk	Ron Laird	New York A.C.
20-Kilo Walk	Ron Laird	New York A.C.
25-Kilo Walk	Ron Laird	New York A.C.
30-Kilo Walk	Ron Laird	New York A.C.
35-Kilo Walk	Ron Laird	New York A.C.
40-Kilo Walk	Paul Schell	North Medford Club
50-Kilo Walk	Dean Rasmussen	New York A.C.
1 Hour	Norman Higgins	Unat., Santa Monica
15-Kilo Run	Merle McGee	Unat., Santa Monica
20-Kilo Run	Larry Furnell	New York A.C.
25-Kilo Run	Thomas Osler	South Jersey Track Club
30-Kilo Run	Louis Castagnola	American Univ. Track Club
Marathon	Leonard Edelen	Empire Harriers
Cross-Country	Billy Mills	Camp Pendleton, Calif.
High Jump	Otis Burrell	Southern Cal Striders
Pole Vault	John Pennell	Unat., Miami, Fla.
Long Jump	Ralph Boston	Southern Cal Striders
Triple Jump	Art Walker	U.S. Army
Shot Put	Randy Matson	Texas A & M
Discus	Jay Silvester	Unat., Tremerton, Utah
Javelin	Bill Floerke	Kansas City O.C.
Hammer Throw	Harold Connolly	Pasadena A.C.
35-Pound Weight	Harold Connolly	Pasadena A.C.
Decathlon	Bill Toomey	Southern Cal Striders
Pentathlon	Jim Miller	U. of Colorado
All-Round	William Urban	New York A.C.
One-Mile Relay	Southern University	Baton Rouge, La.
440-Relay	Stanford University	Palo Alto, Calif.
Distance Medley Relay	UCLA	Los Angeles, Calif.
880-Yard Relay	Southern University	Baton Rouge, La.
Two-Mile Relay	Oklahoma State U.	Stillwater, Okla.
Four-Mile Relay	Villanova University	Philadelphia, Pa.

1965 ALL-COLLEGE TRACK AND FIELD TEAM

Selected by J. B. Haralson, Chairman, A.A.U. Men's Track and Field Committee

100-Yard Dash	Charles Green	U. of Nebraska
220-Yard Dash	Earl Horner	Villanova
440-Yard Dash	Jim Kemp	Kentucky State
880-Yard Run	Tom Farrell	St. John's
Mile Run	Bob Day	UCLA
3-Mile Run	Doug Brown	Montana U.
6-Mile Run	Doug Brown	Montana U.
3,000-Meter Steeplechase	Bruce Mortenson	U. of Oregon
120-Yard High Hurdles	Paul Kerry	USC
440-Yard Hurdles	Larry Godfrey	San Diego State
High Jump	Frank Costello	Maryland U.
Pole Vault	Bill Fosdick	USC
Long Jump	Clarence Robinson	New Mexico U.
Triple Jump	Clarence Robinson	New Mexico U.
Shot Put	Randy Matson	Texas A & M
Discus	Bob Stoecker	Stanford U.
Javelin	John Tusaus	U. of Arizona
Hammer Throw	John Fiore	Boston College
440-Yard Relay	Stanford U.	Palo Alto, Calif.
Mile Relay	Southern University	Baton Rouge, La.
Two-Mile Relay	Oklahoma State U.	Stillwater, Okla.
Sprint Medley Relay	Baylor U.	Waco, Tex.
Distance Medley Relay	UCLA	Los Angeles, Calif.
Four-Mile Relay	Villanova U.	Philadelphia, Pa.



Start of a typical indoor international race — four countries are represented, Australia, U.S.A., Ireland & Dublin.

1965 ALL-JUNIOR COLLEGE TRACK AND FIELD TEAM

Selected by Gil Bishop, Co-Chairman, National Junior College Records Committee

100-Yard Dash	Fred Kuller	Santa Ana, Calif.
220-Yard Dash	Fred Kuller	Santa Ana, Calif.
440-Yard Dash	Roger Wolff	Valley JC, Calif.
880-Yard Run	Bob Hose	Mesa JC, Calif.
Mile Run	Bill Scobey	Pierce JC, Calif.
Two-Mile Run	Bill Scobey	Pierce JC, Calif.
120-Yard High Hurdles	Don Shy	Mt. San Antonio, Calif.
330-Yard Hurdles	Geoff Vanderstock	Mt. San Antonio, Calif.
High Jump	Ed Caruthers	Santa Ana, Calif.
Long Jump	Gary Ard	Modesto, Calif.
Pole Vault	Bob Seagren	Mt. San Antonio, Calif.
Discus	Steve Fite	Chaffey, Calif.
Shot Put	Steve Fite	Chaffey, Calif.
Javelin	Ron East	Columbia Basin, Wash.
Triple Jump	Mike Woods	East L. A. JC, Calif.
440-Yard Relay	Fresno City College	Fresno, Calif.
880-Yard Relay	Phoenix, Arizona JC	Phoenix, Ariz.
Mile Relay	Santa Ana JC	Santa Ana, Calif.
Two-Mile Relay	Santa Ana JC	Santa Ana, Calif.
Sprint Medley Relay	Mesa JC	San Diego, Calif.
Distance Medley Relay	Pierce JC	Los Angeles, Calif.

1965 HIGH SCHOOL ALL AMERICAN TRACK AND FIELD TEAM

Selected by J. B. Haralson, Chairman, A.A.U. Men's Track and Field Committee

100-Yard Dash	George Aldredge	Highland Park, Dallas, Tex.
220-Yard Dash	Clyde Glosson	Wheatley, San Antonio, Tex.
440-Yard Dash	Ron Freeman	Jefferson, Elizabeth, N. J.
880-Yard Run	Richard Joyce	Sierra, Whittier, Calif.
Mile Run	Jim Ryun	East Wichita, Wichita, Kan.
Two-Mile Run	Art Dulong	Randolph, Mass.
120-Yard High Hurdles	Richmond Flowers	Lanier, Montgomery, Ala.
180-Yard Low Hurdles	Manuel Murrell	Poly, Long Beach, Calif.
High Jump	William McClellan	Clinton, N. Y. C.
Long Jump	John Johnson	Pacific Grove, Calif.
Triple Jump	Bob Beamon	Jamaica, N. Y.
Pole Vault	Paul Wilson	Warren, Downey, Calif.
Shot Put	Jim DeForest	East, Madison, Wis.
Discus	Clif Larson	Forest Park, Beaumont, Tex.
Javelin	Foss Miller	Eastm't, W. Wenatchee, Wash.
440-Yard Relay	Port Neches H.S.	Groves, Tex.
880-Yard Relay	Castlemont H.S.	Oakland, Calif.
Two-Mile Relay	Proviso West H.S.	Hillside, Ill.
Sprint Medley Relay	Belleville H.S.	Belleville, Kan.
Distance Medley Relay	Berkley H.S.	Berkeley, Calif.


1965 NATIONAL AAU INDOOR CHAMPIONS AT MADISON SQUARE GARDEN



1060 Yd. Medley Relay
SOUTHERN CALIF. STRIDERS
(R. Whitney, L. Dunn, D. Webster, A. Plummer)




IGOR TER-OVANESEYAN
Long Jump



HAROLD CONNOLLY
35 Lb. Wt. Throw



JOHN McGRATH
Shot Put



BILLY PEMELTON
Pole Vault




Two Mile Relay
VILLANOVA
(J. Orr, A. Adams, T. Sullivan,
N. Carroll)




One Mile Relay
CAMP PENDLETON
(D. Edmunds, D. Metzgar,
R. Freeman, J. Heath)


1965 NATIONAL AAU INDOOR CHAMPIONS
AT MADISON SQUARE GARDEN



SAM PERRY
60 Yd.



RALPH BOSTON
60 Yd. Hurdles




JACK YERMAN
600 Yds.



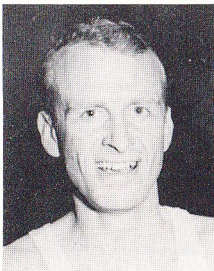
TED NELSON
1000 Yds.



RON ZINN
One Mile Walk



BILLY MILLS
Three Mile



JIM GRELLE
One Mile



VALERY BRUMEL
High Jump

NATIONAL AAU MEN'S INDOOR CHAMPIONSHIPS

At Madison Square Garden

New York, February 19-20, 1965

- 60-Yard Dash**—1. Sam Perry, Fordham; 2. Mel Pender, U.S. Army; 3. Larry Dunn, Southern Calif. Striders; 4. Paul Drayton, U.S. Army. 6.0.
- 60-Yard H.H.**—1. Ralph Boston, Southern Calif. Striders; 2. Rodger Morgan, North-east Louisiana; 3. Earl McCullouch, Long Beach City College; 4. Russ Rodgers, Grand St. Boys. 7.2
- 600-Yard Run**—1. Jack Yerman, Santa Clara, Youth Village, 1:11.3; 2. Frank Tomeo, New York A.C., 1:11.5; 3. Andrzej Badenski, Poland, 1:11.6; 4. John Dunkelberg, North Carolina T.C., 1:11.6.
- 1000-Yard Run**—1. Ted Nelson, Southern Calif. Striders, 2:10.5; 2. Dieter Bogatski, West Germany, 2:10.5; 3. Ergas Leps, Toronto T.C., 2:10.9; 4. Valery Bulishev, Soviet Union, 2:11.2.
- One-Mile Run**—1. James Grelle, Los Angeles, Calif., 4:07.4; 2. Witold Baran, Poland, 4:08.1; 3. Cary Weisiger, North Carolina T.C., 4:08.7; 4. Victor Zwolak, Delaware Valley A.A., 4:10.4.
- Three-Mile Run**—1. Billy Mills, U.S. Marine Corps, 13:25.4; 2. Dave Ellis, Canada, 13:26.4; 3. Frank Pflaging, Baltimore Olympic Club, 13:51.8; 4. Merle McGee, Los Angeles T.C., 13:57.
- One-Mile Walk**—1. Ronald Zinn, Cambridge, Mass., 6:25.7; 2. Don Denoon, Southern Calif. Striders, 6:30.3; 3. Ron Daniel, New York A.C., 6:32.6; 4. Ronald Kulik, Montclair State, 6:53.
- One-Mile Relay**—1. Camp Pendleton Marines (Dick Edmunds, Dick Metzgar, Ron Freeman, Jim Heath), 3:16; 2. Morgan State, 3:18; 3. N.Y. Pioneer, 3:19.2.
- Two-Mile Relay**—1. Villanova (James Orr, 1:54.4; Al Adams, 1:52.2; Tom Sullivan, 1:50.2; Noel Carroll, 1:51.4), 7:28.2; 2. Seton Hall, 7:29.8; 3. Fordham, 7:35.4; 4. Manhattan, 7:38.
- 1,060-Yard Medley Relay**—1. Southern Calif. Striders (Ron Whitney, 440; Larry Dunn, 100; Don Webster, 220; Adolph Plummer, 300), 1:54.4; 2. Morgan State Frosh, 1:54.8; 3. Chicago T.C., 1:55.5; 4. North Carolina College, 2:11.1.
- High Jump**—1. Valery Brumel, Soviet Union, 7-2; 2. Edward Czernik, Poland, 7; 3. tie between Gene Johnson, Santa Clara Youth Village and Kiell-Ake Nilsson, Sweden, 6-9.
- Long Jump**—1. Igor Ter-Ovanesan, Soviet Union, 26-2¼; 2. Ralph Boston, Southern Calif. Striders, 26-2¼ (first place decided on second best jumps, Ter-Ovanesyan, 26-1; Boston, 26-¼); 3. Charles Mays, Grand St. Boys, 25-7¾; 4. Mike Cole, Maryland, 24-¼.
- 35-Pound Weight Throw**—1. Hal Connolly, Culver City (Calif.) A.C., 70-½; 2. George Frenn, Pasadena A.A., 66-8; 3. Al Hall, New York A.C., 64-6¼; 4. Bob Backus, New York A.C., 63-1¾.
- Shot Put**—1. John McGrath, Pasadena A.A., 62-10¼; 2. Carl Wallin, Northeastern Univ., 59-7½; 3. Yul Yost, New York A.C., 56-5½; 4. Thomas Gage, Cornell, 54-3½.
- Pole Vault**—1. Billy Pemelton, Dallas, Tex., 16; 2. tie between John Uelses, LaSalle College and Ron Morris, Southern Calif. Striders, 15-6; 4. tie between Gennady Blitznetsov, Soviet Union and Floyd Manning, Southern California Striders, 15-6.
- Team Standing**—1. Southern Calif. Striders, 26; 2. New York A.C., 10; 3. Fordham, 7; Santa Clara Youth Village, 6½; 5. Greengold A.C.; Camp Pendleton; Villanova; Culver City A.C.; Pasadena A.C., 5; Phila. Pioneer, 4.

A.A.U. INTERSCHOLASTIC CHAMPIONSHIP

February 20, 1965 Madison Square Garden, New York

60-Yard Dash—1. George Hartsfield, Glassboro, N. J.; 2. William Walker, Englewood, N. J.; 3. Ricardo Hopkins, Neptune, N. J.; 4. William Miller, Boys; 5. Ed Hearne, Neil McNeil, Toronto — 6.3 seconds.

60-Yard H.H.—1. Keith Richardson, Perth Amboy, N. J.; 2. Len Corn, Ramapo, N. J.; 3. Curtis Hickman, Boys; 4. Robert Bennett, Snyder, N. J.; 5. Richard Cirner, Paramus, N. J. — 7.2 seconds.

440-Yard Dash—1. Vincent Matthews, Andrew Jackson; Julio Meade, Andrew Jackson; 3. William Ennis, St. Peter's, Staten Island; 4. William Fraley, Sewanhaka; 5. Samuel Snoberger, Duval, Md. — 50.7 seconds.

1,000-Yard Run—1. James Meehan, Oliver Ames, Mass.; 2. Byron Dyce, Erasmus Hall; 3. Daniel O'Donnell, Archbishop Stepinac; 4. Alan Patenaude, Fairhaven, Mass.; 5. Steve Hickey, St. Mary's, L.I. — 2:15.5.

One-Mile Run—1. Anthony Masi, La Salle, Providence, R. I.; 2. Steve Gentry, State College High, Pa.; 3. John Lengers, Ossining; 4. James Burhans, Ossining; 5. John Kinney, Port Jervis, N. Y. — 4:17.3.

Two-Mile Run—1. Arthur Dulong, Randolph, Mass.; 2. Greg Ryan, Essex Catholic, N. J.; 3. Gregory Kent, Lawrence, Mass.; 4. Robert Kennedy, Valley, N. J.; 5. George Wisniewski, Brooklyn Tech. — 9:08.7.

1,000-Yard Relay—1. Boys (Cecil Davis, Ulysses Douglas, James Washington, Leroy Foster); 2. Abington, Pa.; 3. Plainfield, N. J.; 4. Commerce; 5. Wilson. — 1:45.2.

One-Mile Relay—1. Wingate, (Willie Fogle, Wayne Slater, Ronald McCoy, Ed Smith); 2. Boys; 3. Rindge, Mass.; 4. Mt. Vernon; 5. Loughlin. — 3:23.4.

Two-Mile Relay—Boys, (Arthur Thompson, Benjamin Clarke, Mike Randall, James Jackson); 2. Roselle Catholic, N. J.; 3. Seton Hall, N. J.; 4. East New York Vocational; 5. Pascack Valley, N. J. — 7:59.6.

12-Pound Shot Put—1. Charles Ajoitian, Classical, R. I.; 2. Dennis Kanach, Roselle Catholic, N. J.; 3. George Allen, Archbishop Stepinac; 4. Bruce Hedendal, Paramus, N. J.; 5. Craig Brisbane, Northwood, Md. — 60-8.

High Jump—1. William McClellon, De Witt Clinton; 2. Ed Broderick, Xaverian; 3. Tie among John Bivins, Andrew Jackson; William McCauley, Archbishop Molloy; Wardell Clinton, Bryant; Bill Scrobogna, C.B.A.; John Winskowicz, Danvers, Mass.; Dennis Tessler, Harriton, Pa.; Bob Miller, La Salle, Pa.; Fred Maglione, Bonner, Pa.; Walter Baylor, Montclair, N. J.; Richard Farrell, Northport, L. I.; Robert Clary, Oliver Ames, Mass.; George Platt, Plainfield, N. J.; Carl Dawkins, Somerville, Mass.; John Cabiati, Union, N. J.; Robert Berger, Walter Johnson, Md. — 6-10.

Team Standing—Boys, 19, Andrew Jackson, 9-2/5 Roselle Catholic, N. J., 8, Archbishop Stepinac, 6, Oliver Ames, Mass., 5-2/5, Classical, Providence, 5, Ossining, 5, George Wingate, 5, De Witt Clinton, 5, Glassboro, N. J., Perth Amboy, N. J., 5, Randolph, Mass., 5, Essex Catholic, N. J., 4, Erasmus Hall 4, State College, Pa., 4, Abington, Pa., Xaverian 4.

89th ICAAAA CHAMPIONSHIPS

May 28-29, 1965

at New Brunswick, N. J.

100 Yard Dash—1. Horner (V); 2. Cole (Md); 3. Amukun (Col); 4. Ardinger (Get); 5. Del Vecchio (Pi); 9.8.

220 Yard Dash—1. Horner (V); 2. Cole (Mi); 3. Del Vecchio (Pi); 4. Ardinger (Get); 5. Gregg (PS); 21.0.

440 Yard Dash—1. Lee (MS); 2. Farrell (SJ); 3. Johnson (MS); 4. Lamb (Md); 5. Kozlowski (V); 47.4.

880 Yard Run—1. Carroll (V); 2. G. Germann (SH); 3. Forde (NYU); 4. Credle (HC); 5. H. Germann (SH); 1:50.9.

One Mile Run—1. Warner (A); 2. Sullivan (V); 3. G. Germann (SH); 4. Loeschhorn (NYU); 5. Welling (Man); 4:08.

Three Mile Run—1. Furnell (SJ); 2. Perry (Geo); 3. Smith (KP); 4. Brown (Pro); 5. O'Connell (CCNY); 13:50.6.

120 Yard H.H.—1. Livers (V); 2. Lynch (H); 3. Coniglio (V); 4. Sheer (Md); 5. Gray (N); 14.2.

440 Yard I.H.—1. Lynch (H); 2. Livers (V); 3. Gray (N); 4. Westfield (Cor); 5. Johnston (Col); 51.5.

3000-M Steeplechase—1. Norris (BC); 2. Hyland (V); 3. O'Reilly (Geo); 4. Meehan (F); 5. Williams (N); 9:16.3.

High Jump—1. Costello (Md); 2. Hill (Y); 3. Pardee (H); 4. Matson (Con); 5. Dupee (No); 6-10.

Long Jump—1. Cole (Md); 2. Bell (SJ); 3. Schnetzka (Md); 4. Wilson (Get); 5. Smith (Md); 24-5¾.

Pole Vault—1. Uelses (L); 2. Kowzun (Md.); 3. Burlin (PS); 4. Markley (Md); 5. Williams (Md); 15-6.

Shot Put—1. Wallin (No); 2. Zilincar (V); 3. Hearon (Md.); 4. Gage (Cor); 5. Torrice (Md); 56-10½.

Discus—1. Bakkensen (H); 2. Belfer (SH); 3. Steigerwald (Man); 4. Jackson (N); 5. Hearon (Md); 173-8.

Javelin—1. White (Md); 2. Hedmark (PS); 3. Krombolz (PS); 4. Hinkle (Y); 5. Dull (Md); 241-½.

Hammer Throw—1. Gage (Cor); 2. Corsetti (No); 3. Croasdale (H); 4. Mead (Man); 5. Fiore (BC); 197-1½.

Triple Jump—1. Branch (Pri); 2. Holmes (Cor); 3. Lewis (MS); 4. Preas (V); 5. Bosu (Cor); 48-7½.

One Mile Relay—1. Morgan St. (Edgehill, Hawthorne, Johnson, Lee); 2. St. John's; 3. Navy; 4. Maryland; 4. Villanova; 3:10.8.

Team Standing: Maryland 46, Villanova 43, Harvard 20, St. John's 17, Morgan St. 16, Cornell 14, Seton Hall 12, Penn State 11, Navy 10, Northeastern 10, Georgetown 7, Boston Col. 6, Gettysburg 6, Manhattan 6, Yale 6, Army 5, LaSalle 5, NYU 5, Princeton 5, Colgate 4, Pittsburgh 4, Kings Point 3, Connecticut 2, Fordham 2, Holy Cross 2, Providence 2, CCNY 1.

14th NAIA CHAMPIONSHIPS

June 4-5, 1965

Sioux Falls, S. Dak.

- 100 Yard Dash**—1. Anderson (SU); 2. Roberts (NCC); 3. Stebbins (Gram); 4. Wheatfall (Li); 5. Tate (NC); 6. Kjolso (Ce); 9.4.
- 220 Yard Dash**—1. Roberts (NCC); 2. Harris (SU); 3. Stebbins (Gram); 4. Wheatfall (Li); 5. Kjolse (Ce); 6. Vininsky (SO); 20.5.
- 440 Yard Dash**—1. Lewis (SU); 2. Saddler (TS); 3. Johnson (SU); 4. Stinson (AM & N); 5. Mason (SU); 6. Johnson (SU); 46.6.
- 880 Yard Run**—1. McCoy (AL); 2. Bowden (OB), 3. Dodson (SU); 4. Boora (CEW); 5. Brown (SU); 6. Harms (FH); 1:52.2.
- One Mile Run**—1. Camien (ES); 2. Aaberg (Le); 3. Mason (FH); 4. Musgrave (Or); 5. Keck (Gram); 6. Hanson (Hi); 4:10.1.
- Three Mile Run**—1. Burson (WNM); 2. Nelson (SCL); 3. Robinson (SWLA); 4. Lakin (FH); 5. Gould (MD); 6. Wiebe (We); 13:45.8.
- 120 H.H.**—1. Morgan (NELA); 2. Mann (NELA); 3. White (Y); 4. Bristol (TSU); 5. Nairn (SU); 6. Bonds (Mc); 14.0.
- 440 I.H.**—1. Bonds (Mc); 2. Burtles (Wi); 3. Cox (AL); 4. McCaskill (He); 5. Hampton (L); 6. Rush (Fr); 53.2.
- 3000 M. Steeplechase**—1. Lakin (FH); 2. Gould (Om); 3. Miller (Le); 4. Bower (Ma); 5. Prosseda (B); 6. Davis (D); 9:24.5.
- High Jump**—1. Higgins (Pa.); 2. Ross (SU); 3. Schmidt (FaH); 4. Davis (C); 5. Bateman (Ha); 6. McGraw (K); 6-8½.
- Long Jump**—1. Tate (NCC); 2. Steel (Ei); 3. Fox (Mc); 4. Whitehouse (K); 5. Nairn (SU); 6. Irwin (WA); 24-2¾.
- Pole Vault**—1. Lacinia (SH); 2. Hanna (Is); 3. Segura (SLa); 4. Roberts (La); 5. Niehardt (CE); 6. Leming (IS); 15-0.
- Shot Put**—1. Price (Ca); 2. Johnson (R); 3. Bethea (NCA); 4. Schlekeway (SDN); 5. McLaughlin (Wh); 6. Eberle (I); 62-9¾.
- Discus**—1. McDonald (Li); 2. Schlekeway (SDN); 3. Eikerman (EST); 4. Bethea (NCA); 5. Jackson (Pr); 6. Hircok (K); 167-7.
- Javelin**—1. Ellis (SO); 2. Noll (Wa); 3. Berentsen (SO); 4. Clayton (SWE); 5. Huhn (We); 6. Shearer (C); 216.2.
- Triple Jump**—1. Tate (NCC); 2. Johnson (PL); 3. Lemmons (CAW); 4. Bohata (SLA); 5. Adams (EW); 6. Steele (EI); 49-0.
- One Mile Relay**—1. Southern U (La) (Johnson, Gates, Mason, Lewis); 2. Ft. Hays St.; 3. Prairie View; 4. Dickinson St.; 5. Kearney St.; 3:09.3.
- 440 Yard Relay**—1. Southern U (La) (Nairn, Hartfield, Anderson, Johnson); 2. Lincoln; 3. Arch. Tech; 4. Adams St.; 5. Southern Colo. St.; 6. Prairie View; A. & M. 41.2.
- Team Scores:** Southern University (SU), 77; North Carolina College (NCC), 40; Fort Hays (FH) St., 35; Lincoln (Mo), (Li), 28; North Eastern Louisiana (NELA), 18; Emporia State (ES), 17; McMurry (MC), 17; Alcorn A & M (AL), 16; Cal. Western (CAW), 16; Southern Ore. (SO), 16; SW Louisiana (SWLA), 16; Lewis and Clark (LE), 14; Grambling (Gram), 12; So. Dak. Northern (SDN), 12; Tex. Southern (TSU), 12; North Caro. (NCA), A & T, 10; Pasadena (PA), 10; Same Houston (SH) St., 10; Omaha (OM), 10; Western New Mexico (NM), 10; Eastern (EI), 9; Indiana St. (IS), 9; Prairie View (PR), A & M, 9; Washburn (WA), 9; Kearney St. (K), 8; Okla. Baptist (OB), 8; Redlands (R), 8; Williamette (WI), 8; St. Cloud St. (SC), 8; Pacific Lutheran (PL), 8; Central Washington (CEW), 7; Arkansas Tech. (ARKT), 6; Yanktown (Y), 6; Dickinson (D) St., 5; Adams St. (AD), 4; Arkansas (AMTN), 4; Cadaverille (CA), 4; Hendrix (HE), 4; La Verne (LA), 4; Mayville St. (MA), 4; Oregon Col. (OR), 4; Southwestern (Kan), 4; Southern Colo. (SOUC) St., 3; Westmont (WE), 3; Bloomsburg St. (B), 2; Central Mich. (CEM), 2; Eastern Wash (EW), 2; Graceland (GRAC), 2; Whitworth (WH), 2; Harding (HA), 2; Chadron St. (CS), 1; Friends (FR), 1; Hillsdale (HI), 1.


NATIONAL COLLEGIATE CHAMPIONSHIPS

June 17-19, 1965

at Berkeley, California

- 100 Yard Dash**—1. Greene (Neb); 2. Newman (FrS); 3. Headley (Neb); 4. Rivers (NM); 5. Williams (BG); 6. Questad (SD); 7. Workman (FrS); 9.4.
- 220 Yard Dash**—1. Horner (V); 2. Roberts (NCC); 3. Miller (Co); 4. Dodson (UCLA); 5. Hester (ArS); 6. Del Vecchio (Pi); 21.1.
- 440 Yard Dash**—1. Kemp (KS); 2. Beaty (Cal); 3. Archibald (Cal); 4. Lee (MoS); 5. Hawthorne (MTU); 6. Shapiro (Tu); 46.2.
- 880 Yard Run**—1. Farrell (StJ); 2. Carroll (V); 3. Mitchell (OU); 4. G. Germann (SH); 5. Bell (Ore); 6. J. Perry (OS); 1:48.1.
- One Mile Run**—1. Day (UCLA); 2. Delaney (BY); 3. Lingle (Mo); Dean (ND); 5. Groth (OreS); 6. Cunningham (MiO); 4:01.8.
- Three Mile Run**—1. Brown (Mont); 2. Lawson (Kan); 3. Westman (WashS); 4. Furnell (StJ); 5. Scott (OKC); 6. Smith (OreS); 13:40.2.
- Six Mile Run**—1. Brown (Mont); 2. Westman (WashS); 3. Furnell (StJ); 4. Smith (OreS); 5. Lorandeau (KentSt); 6. Heinonen (Minn); 27:59.2.
- 120 Yard H.H.**—1. Kerry (USC); 2. Cerulla (UtahS); 3. Viltz (USC); 4. Pomphrey (Tenn); 5. Roe (Wash); 6. Washington (MichS); 6. Williams (Wash); 13.9.
- 440 Yard I.H.**—1. Godfrey (San DS); 2. Peterson (Occ); 3. Lynch (Har); 4. Wyatt (OreS); 5. Burlison (Pepp); 6. Douglas (BY); 51.5.
- 3000-M Steeplechase**—1. Mortensen (Ore); 2. Barrus (BY); 3. Clibborn (UCLA); 4. O'Reilly (Geo); 5. Bachelor (MiO); 6. Smith (OreS); 9:00.8.
- High Jump**—1. Costello (Mary); 2. Keppel (WashS); 3. Winfield (BY); 4. Bowers (MichS); 5. tie-Carter (Cal), Geyer (LSU); 6-11.
- Long Jump**—1. Robinson (NM); 2. Stenius (L.A.St); 3. Holland (WMich); 4. Clayton (USC); 5. Cole (Mary); 6. Williams (Wash); 25-10½.
- Pole Vault**—1. Fosdick (USC); 2. Graves (Occ); 3. Moro (Ore); 4. Uelses (LaS); 5. Martensen (Ariz), tie Self (WashS) and Williams (Mary); 15-8½.
- Shot Put**—1. Steinhauer (Ore) 2. Wallin (Nor); 3. Orrell (AC); 4. Crews (Mo); 5. Samsam (OreS); 6. Johnson (Red); 62-6.
- Discus**—1. Stoecker (Stan); 2. Cole (ArizS); 3. McDonald (Ida); 4. McArdle (Ariz); 5. Carlesen (USC); 6. Swartz (SC); 183-7½.
- Javelin**—1. Tushaus (Ariz); 2. Hedmark (PennS); 3. Purma (Kan); 4. Winningham (ArizS); 5. Laville (Cal Poly); 6. Lambert (AF); 250-5½.
- Hammer Throw**—1. Fiore (BC); 2. Schulten (Bow); 3. Corsetti (Nor); 4. Croasdale (HAR); 5. Smith (SJS); 6. Pangburn (Bates); 200-10.
- Triple Jump**—1. Robinson (NM); 2. Fergus (SJS); 3. Tate (NCC); 4. Monroe (OreS); 5. Nelson (Clem); 6. Swanson (WashS); 50-2.
- 440 Yard Relay**—1. San Jose St. (Herman, Murad, Compton, Smith); 2. Nebraska; 3. Michigan S.; 4. Brigham Young; 5. Stanford; 6. New Mexico; 7. Bowling Green; 8. Houston; 40.5.
- One Mile Relay**—1. California (Glenn, Fishback, Beaty, Archibald); 2. Abilene Christian; 3. Drake; 4. Oregon; 5. Morgan St.; 6. Bowling Green; 3:07.5.
- Scoring**—Southern California and Oregon 32, Brigham Young, 27, California 25½, New Mexico 25, Nebraska 24, Washington St. 23½, San Jose St. 20, Montana 20, UCLA 20, St. John's 20, Oregon St. and Villanova 18, Arizona and Occidental 16, Northeastern, N.C. College, Arizona St., Abilene Christian, and Kansas 14, Stanford 13, Maryland 12½, Michigan St. 11, Missouri, Boston College, Kentucky St., San Diego St., and Harvard 10, L.A. State, Bowdoin, Fresno St., Utah State, and Penn State 8, Idaho, Drake, Morgan St. Ohio U. Colorado, Western Mich. 6, Georgetown, Tennessee, Seton Hall, Notre Dame, LaSalle 4, Washington, Miami (O.), Bowling Green 3, Cal Poly, Mt. Union, Pepperdine, Clemson, Kent St. 2, L.S.U. 1½, South Carolina, Tulane, Air Force, Oklahoma St., Redlands, Pittsburgh, Bates, and Minnesota 1.


1965 AAU CHAMPIONS



BILL TOOMEY
National Decathlon Champion




BILL MILLER
National Pentathlon Champion



WILLIAM URBAN
National All-Around Champion



BOB BACKUS
National 56 Lb.
Wt. Throw Champion



100M. DASH INTERNATIONAL DECATHLON,
AUGSBURG, GERMANY

1965 NATIONAL A.A.U. DECATHLON
June 30 and July 1 **at Bakersfield, California**

	100 Meters		Long Jump		Shot Put		High Jump		400 Meters	
	Time	Points	Dist.	Points	Dist.	Points	HT.	Points	Time	Points
Bill Toomey	10.6	905	23-8¾	867	43-4¼	678	6-¼	707	47.7	913
Russ Hodge	10.5	932	23'	820	54-2½	877	5-10¼	662	48.9	856
Don Shy	10.9	828	21-10¾	751	46-4¼	736	6-3¾	788	50.8	770
Bill Smith	10.8	853	23-1½	830	40-4	618	6-2½	760	52.3	707
Larry Melquiond	11.2	756	21-9	742	40-10½	630	5-7¾	607	51.5	740
Bill Ransom	11.3	733	20-9¾	682	41-4¾	682	6-1½	734	55.1	599
Brian Murphy	11.5	687	20-4¼	648	33-5¾	475	5-4	512	51.6	736
Mike Garratt	11.6	665	19-11¾	624	48-11½	784	5-5¼	550	54.3	629
William Nelson	12.2	540	19-3¼	575	38-6¾	582	5-5¼	550	56.6	544
Arthur Forland	12.2	540	19-1¼	564	35-0	509	5-0	414	56.3	555
William Burkle	12.0	580	19-1¾	568	37-7	562	5-¼	424	55.1	559
Mike Mattox	12.2	540	19-8¾	606	44-0	691	5-6¼	569	56.0	566
Tom Allison	13.0	390	16-9¼	398	35-5½	519	4-10	364		

(Continued on next page)

1965 NATIONAL A.A.U. DECATHLON
June 30 and July 1 **at Bakersfield, California**

(Continued from preceding page)

	110 Meter Hurdles		Discus Throw		Pole Vault		Javelin Throw		1500 Meters		Total Score
	Time	Points	Dist.	Points	HT.	Points	Dist.	Points	Time	Points	
Bill Toomey	15.1	837	134-½	702	13-0	799	187-8½	727	4:24.3	629	7764
Russ Hodge	15.3	817	153-1½	812	12-0	717	192-7	745	4:53.6	444	7682
Don Shy	13.9	974	132-7½	694	12-0	717	182-2	705	5:15.8	326	7289
Bill Smith	14.9	859	127-3½	662	12-6	759	173-11	673	4:55.1	435	7156
Larry Melquiond	14.7	881	124-8½	646	13-0	799	159-0	612	4:50.5	462	6875
Bill Ransom	15.6	787	116-10	596	12-6	759	160-6½	618	5:47.3	185	6333
Brian Murphy	17.7	605	105-4	521	12-0	717	160-8	619	4:28.1	602	6122
Mike Garratt	18.1	575	129-8¼	676	9-4½	485	146-11	561	4:50.1	464	6013
William Nelson	19.4	487	117-4½	600	9-4½	485	162-11½	629	5:12.7	342	5334
Arthur Forland	21.9	345	106-4	527	8-3¼	381	146-2	557	5:59.0	413	4805
William Burkle	17.9	590	127-8½	664	—	—	159-5	614			4571
Mike Mattox	16.4	712	125-2	649							4327
Tom Allison	Inj.										1671

NATIONAL A.A.U. PENTATHLON CHAMPIONSHIP
At Boulder, Colorado **July 10, 1965**

	Long-Jump		Javelin		200 Meters		Discus		1500 Meters		Total Points
	Dist.	Pts.	Dist.	Pts.	Time	Pts.	Dist.	Pts.	Time	Pts.	
1. Jim Miller	21-4¾	719	103-1	354	21.1	946	102-3¾	501	4:32.7	571	3095
2. Jerry Quiller	20-4¼	648	156-1	600	23.3	710	111-9½	564	4:41	518	3040
3. Warren Gillette	22-1	761	148-5	557	22.8	759	92-7¾	433	4:52.9	448	2968
4. Jon Albitz	21-4¾	719	138-8½	525	23.1	729	109-4½	550	5:39.9	216	2739
5. Olaf Lange	19-5	591	150-2¼	515	24.0	644	121-1¾	624	6:21.4	59	2486
6. Larry Tucker	17-7½	460	220-1¼	846	25.8	491	110-2½	554	7:04.5	—	2351
7. Levance Ellis	17-11½	482	120-3¾	350	24.6	591	107	532	5:05	381	2336
8. John King	17-6½	453	138-8½	524	25.6	507	111-½	559	5:55.2	154	2197

NATIONAL A.A.U. ALL AROUND CHAMPIONSHIPS
at Travers Island, New York

August 7-8, 1965

	100 Yds. Dash		16 Lbs. Shot		High Jump		880 Yds. Walk		16 Lbs. Hammer Throw	
	Time	Points	Dist.	Points	Ht.	Points	Time	Points	Dist.	Points
1. Wm. Urban N.Y.A.C.	11.0	748	45-8	936	5-10¼	808	4:36.0	532	120-6	705
2. Brian Murphy Milwaukee T.C.	11.1	727	34-2	384	5-7	704	3:47.5	774	118-1	676
3. Wm. Walsh L.I. Striders	11.1	727	35-8	456	6-2	928	4:33.9	542	106-7	538
4. Norman Cyprus N.Y.A.C.	10.7	811	41-10	752	5-7	704	4:05	687	137-8	911
5. Stuart Corn Cent'l Jer. T.C.	10.9	769	35-10	464	6-2	928	4:43.4	495	83-10	265
6. Chas. Stevenson N.Y.A.C.	11.2	706	36-5	492	5-1	512	4:15.4	635	136-7	898
7. Al Berardi N.Y.A.C.	10.9	769	39-9	652	5-4¼	612	4:05	687	90-8	347
8. Ben Altheimer Milwaukee T.C.	11.2	706	32-7	308	5-2½	560	5:31	257	91-3	354
9. John Logan Ridley Town, Str.	11.6	622	35-8½	458	4-8¼	376	4:57.2	426	126-10	781
10. Wm. Forsyth Unattached	11.2	706	31	232	5-2½	560	5:01.9	402	55	0
11. Leo Olson N.Y.A.C.	12.4	454	43-6½	834	4-8¾	376	5:03.1	396	124-8	755
12. John Sangster Bruce T.C.	11.4	664	25-7½	0	5-2½	560	5:09	367	0	0
13. Brian Riley Bruce T.C.	11.1	727	28-4	104	5-1	512	4:08.7	668	58-10	0

NATIONAL A.A.U. ALL AROUND CHAMPIONSHIPS
CONTINUED: AUGUST 7-8, 1965

	Pole Vault		120 Yds. H. Hurdles		56 Lbs. Weight Throw		Long Jump		One Mile Run		Total
	Ht.	Points	Time	Points	Dist.	Points	Dist.	Points	Time	Points	
1. Wm. Urban N.Y.A.C.	11-6	952	15.5	1015	25-11	524	20-4½	696	5:44.8	565	7481
2. Brian Murphy Milwaukee T.C.	13	1240	17.2	760	26-10	568	20	660	5:00	789	7282
3. Wm. Walsh L.I. Striders	13-7¾	1364	16.1	925	20-5	260	20-7	716	5:34.2	618	7074
4. Norman Cyprus N.Y.A.C.	12-7	1160	20.1	325	28-10	664	19-1½	576	6:39.2	293	6883
5. Stuart Corn Cent'l Jer. T.C.	14-2	1464	16.	940	15-11	44	20-1¾	674	6:01	484	6527
6. Chas. Stevenson N.Y.A.C.	12	1048	19.7	385	26-7	556	18-4	500	6:31.8	330	6062
7. Al Berardi N.Y.A.C.	12	1048	19.6	400	19-10	232	18-½	480	6:05	464	5691
8. Ben Altheimer Milwaukee T.C.	12	1048	20.9	205	21-2	296	17-4½	408	6:19.6	396	4538
9. John Logan Ridley Town Str.	7-3½	144	19.6	400	18-7	172	16-6	324	5:47	554	4257
10. Wm. Forsyth Unattached	0	0	18.9	505	0	0	21-2	772	5:13.5	772	3899
11. Leo Olson N.Y.A.C.	0	0	22.1	25	20-9	276	15-2½	200	8:08.7	0	3316
12. John Sangster Bruce T.C.	7-3½	144	19.8	370	0	0	16-8½	344	5:55.5	512	2961
13. Brian Riley Bruce T.C.	Injured										2014

26

27

1965 NATIONAL AAU OUTDOOR CHAMPIONS

**NATIONAL A.A.U. 56 LBS.
WEIGHT THROW CHAMPIONSHIP
at New Britain, Connecticut, July 10, 1965**

1. Bob Backus, N.Y.A.C., 43-9½; 2. Tom Pagani, N.Y.A.C., 41-5¾; 3. Al Hall, N.Y.A.C., 40-11¾; 4. Stu Thompson, N.Y.A.C., 40-5¾; 5. Bill Corsetti, N.E.T.C., 38-8¾; 6. Tom Gage, N.Y.A.C., 36-11¾.

**NATIONAL A.A.U. RELAY CHAMPIONSHIPS
At Buffalo, N. Y., August 15, 1965**


- 440-Yard Relay**—41.9—1. New York Pioneer Club (Lionel Urgan, Willie Pendergast, Julio Meade, Melvin Blenheim); 2. Philadelphia Pioneer Club 42.2; 3. Long Island Striders 42.5; 4. United Athletic Association 43.2; 5. Detroit Track Club 44.1; 6. Toronto Striders 45.8.

- One-Mile Relay**—3:11.9—1. New York Pioneer Club (Vincent Mathews, John Davis, Carl Richardson, Frank BOWENS); 2. D.C. Capitol Runners Track Club 3:13.9; 3. Philadelphia Pioneer Club 3:13.9; 4. Long Island Striders 3:16.6; 5. Garden Town Track Club 3:24.0; 6. University of Chicago Track Club 3:43.0.


- 2½-Mile Medley Relay**—10:05.3—1. New York Athletic Club (T. Cracovia, David Perry, Reto Cavelti, John McDonnell); 2. Toronto Track Club 10:06.6; 3. Garden Town Track Club 10:07.6; 4. Toronto Olympic Club 10:09.1; 5. Univ. of Chicago Track Club 10:14.2; 6. Philadelphia Athletic Club 10:15.1.

**NATIONAL A.A.U. 3,000 METER
TEAM MATCH RACE CHAMPIONSHIP
At Rockaway, New Jersey, May 23, 1965**

1. New York Athletic Club 8 (John McDonnell, Ed Bowes, John Kopil); 2. Baltimore Olympic Club 18; 3. New Jersey Spiked Shoe Club 19.



GEORGE ANDERSON
100 Yds.



ADOLPH PLUMMER
220 Yds.




OLLAN CASSELL
440 Yds.



MORGAN GROTH
880 Yds.




JIM RYUN
One Mile




RON LAIRD
Two Mile Walk




BOB SCHUL
Three Mile




GEORGE YOUNG
Steeplechase




BILLY MILLS
Six Mile



WILLIE DAVENPORT
120 Yd. H.H.




REX CAWLEY
440 Yd. I.H.




RALPH BOSTON
Long Jump



New York Pioneer Club
One mile relay champions
(V. Mathews, J. Davis,
C. Richardson, F. BOWENS)




New York A.C. — 2½ mile
distance medley relay champions
(T. Cracovia, D. Perry,
R. Cavelti, J. McDonnell)



OTIS BURRELL
High Jump



JOHN PENNEL
Pole Vault



ART WALKER
Triple Jump



JOHN McGRATH
Shot Put




WILLIAM FLOERKE
Javelin



LUDVIK DANEK
Discus



HAROLD CONNOLLY
Hammer



OTIS BURRELL
Clears 7-2



WILLIAM FLOERKE
Heaves 258-7

NATIONAL AAU TRACK - FIELD CHAMPIONSHIP

June 26-27, 1965 at Balboa Stadium, San Diego, Calif.

100-Yd. Dash—1. George Anderson (Unatt.), 9.3; 2. Darel Newman (49er's Track Club), 9.4; 3. Fred Kuller (So. Cal. Striders), 9.5; 4. James Hines (Unatt.), 9.5; 5. John Carlos (NY Pioneer Club), 9.5; 6. Mel Pender (US Army), 9.6.

220-Yd. Dash—1. Adolph Plummer (SC Striders), 20.6; 2. James Hines (Unatt.), 20.7; 3. Thomas Randolph (US Army), 20.7; 4. John Carlos (NY Pioneer Club), 20.7; 5. Pablo McNeil (49er's Track Club), 20.9; 6. Clyde Duncan (Unatt.), 21.0.

440-Yd. Dash—1. Ollan Cassell (Unatt.), 46.1; 2. Donald Owens (Pasadena AA), 46.2; 3. J. Lynn Saunders (Unatt.), 46.4; 4. Theron Lewis (Phil. Pioneer Club), 46.4; 5. Dave Archibald (SC Striders), 46.4; 6. James Heath (USMC), 46.6.

880-Yd. Run—1. Morgan Groth (OST&FC), 1:47.7; 2. George Germann (S. Orange Com. Center), 1:48.0; 3. Thomas Farrell (Unatt.), 1:48.0; 4. Theodore Nelson (SC Striders), 1:48.8; 5. Darnell Mitchell (Unatt.), 1:48.8; 6. Clark Mitchell (Unatt.), 1:49.0.

One Mile Run—1. Jim Ryun (Unatt.), 3:55.3; 2. Peter Snell (New Zealand), 3:55.4; 3. James Grelle (Multonomah), 3:55.5; 4. Josef Odložil (Czechoslovakia), 3:57.7; 5. Cary Weisiger (N. Carolina TC), 4:04.9; 6. Harry McCalla (USAF), 4:05.7.

Two Mile Walk—1. Ron Laird (NYAC), 14:04.2; 2. Ron Daniel (NYAC), 14:31.6; 3. Donald DeNoon (SC Striders), 14:33.0; 4. Rudy Haluzza (SPA, Riverside), 14:39.3; 5. Walter Jaquith (Santa Clara YC), 14:40.6; 6. Dick Ortiz (SC Striders), 15:00.7.

Three Mile Run—1. Bob Schul (Unatt.), 13:10.4; 2. Neville Scott (Manutewa, New Zealand), 13:10.8; 3. Ronald Larrieu (Unatt.), 13:11.4; 4. Lloyd Burson, (West NMU), 13:38.8; 5. Brian Fernee (Unatt.), 13:44.2; 6. William Clark (Unatt.), 13:44.6.

Six Mile Run—1. William Mills (USMC), 27:11.6; 2. Gerry Lindgren (Unatt.), 27:11.6; 3. Bill Morgan (Golden Gate TC), 28:03.8; 4. Douglas Rustad (Golden Gate TC), n.t.; 5. Jerry Smart (SC Striders), n.t.; 6. Brian Furnee (Unatt.), n.t.

3000-M Steeplechase—1. George Young (Unatt.), 8:50.6; 2. Jeffrey Fishback (Pacific Assoc.), 8:51.8; 3. Frederick Best (NJ Spike Shoe Club), n.t.; 4. Raymond Hughes (SC Striders), n.t.; 5. Ray Barrus (Brig. Young U.), n.t.; 6. Bill Silverberg (Unatt.), n.t.

120-Yd. H.H.—1. Willie Davenport (US Army), 13.6; 2. Blaine Lindgren (SC Striders), 13.7; 3. Roger Morgan (NE Louisiana St. College), 13.7; 4. Russell Rogers, Grand Street Boys, 13.9; 5. Brian Polkinghorne (Pasadena AA), 14.0; 6. Walter Butler (Pasadena AA), 14.0.

440-Yd. I.H.—1. Rex Cawley (Pasadena AA), 50.3; 2. Ronald Whitney (SC Striders), 50.7; 3. James Luck (New Haven C.), 50.8; 4. Tom Wyatt (Ore. Staters TFC), 51.0; 5. Geoffrey Vanderstock (SC Striders), 51.4; 6. Ray Burleson (SC Striders), 51.7.

Long Jump—1. Ralph Boston (SC Striders), 26-3½; 2. Darrell Horn (Unatt.), 25-5½; 3. Gayle Hopkins (SPAAU), 25-4¼; 4. Robert Beamon (NYPC), 25-1¼; 5. Charles Mays (Grand St. Boys), 24-9; 6. Kenny Tucker (SC Striders), 24-7½.

High Jump—1. Otis Burrell (SC Striders), 7; 2. Ed Caruthers (SC Striders), 7; 3. William McClellon (NYPC), 7; 4. Gene Johnson (SCYV), 6-11; 5. Phil Shinnick (Wash. AC), 6-11; 6. Max Lowe (Pasadena AA), 6-10.

Pole Vault—1. John Pennel (Unatt.), 17; 2. Jeff Chase (SCYV), 16-4; 3. Bob Seagren (SC Striders), 16-4; 4. Paul Wilson (SC Striders), 16; 5. Phil White (Pasadena AA), 16; 6. Mel Hein (SC Striders), 16.

Triple Jump—1. Art Walker (US Army), 53-1; 2. Darrell Horn (Unatt.), 51-134; 3. Charles Craig (49er's TC), 50-8¾; 4. William Sharpe (Phil. Pioneer TC), 50-2¾; 5. Sylvester Johnson (NJTC), 49-5; 6. Eldrige Hawkins (Unatt.), 49-2.


Shot Put—1. John McGrath (Pasadena AA), 63; 2. Dave Maggard (SCYV), 62-3½; 3. Jay Silvester (Unatt.), 61-10¾; 4. Carl Wallin (Unatt.), 61-6½; 5. Dave Price (SDTF), 58-6¾; 6. Jeff Clark (USMC), 57-11¾.

Javelin—1. William Floerke (Kansas City Oly. Club), 258-7; 2. Larry Stuart (SC Striders), 258-4; 3. Frank Covelli (Pasadena AA), 253-10; 4. Edd Red (Pasadena AA), 239-2; 5. Phil Conley (SCYV), 238-0; 6. Franklin Held (SDTF), 233.5.

Discus—1. Ludvik Danek (Czechoslovakia), 205-7; 2. Jay Silvester (Unatt.), 202-7; 3. David Weill (Ind. TC), 191; 4. John McGrath (Pasadena AA), 187; 5. Rink Babka (Pasadena AA), 183-9; 6. William Neville (Pasadena AA), 182-11.

Hammer Throw—1. Harold Connolly (Culver City AC), 232-1; 2. Edward Burke, Jr. (SCYV), 224-5; 3. George Frenn (Pasadena AA), 210-2; 4. Thomas L. Gage (NYAC), 196-5; 5. Albert Hall (NYAC), 194-3; 6. William Corsetti (Unatt.), 194-1.

Team Score: Southern California Striders, 102; Pasadena Athletic Association, 57; Santa Clara Youth Village, 32; New York Athletic Club, 24; Forty-Niners Track Club, 18; New York Pioneer Club, 16; Oregon State Track & Field Club, 14; Kansas City Olympic Club, 10; Culver City Athletic Club, 10; Golden Gate Track Club, 10; South Orange Community Club, 8; Philadelphia Pioneer Athletic Club, 8; Multnomah Athletic Club, 6; N.E. Louisiana State College, 6; Southern Pacific Association, 6; Indian Track Club, 6; West New Mexico University, 4; San Diego Track & Field, 3; Washington Athletic Club, 2; North Carolina Track Club, 2; New Jersey Track Club, 2.



Jim Ryun Edges Peter Snell for National Title in American Record Time of 3:55.3 for One Mile

NATIONAL JR. MEN'S TRACK AND FIELD CHAMPIONSHIP

July 25, 1965

at Baltimore, Maryland

100 Yard Dash—Herron (Hughes Zephyrs), Crutchfield (Baltimore Olympic Club), Brittingham (Philadelphia Pioneers), Brown (Philadelphia Pioneers), Jones (Hughes Zephyrs); 9.6.

220 Yard Dash—Crutchfield (Baltimore Olympic Club), Frazier (Philadelphia Pioneers), Woodruff (American U. Track Club), Clark (Long Island Striders), Hatcher (D.C. Capitol Runners), Mathis (Philadelphia Pioneers); 21.6.

440 Yard Dash—Burnett (Philadelphia Pioneers), Swift (D.C. Capitol Runners), Lamb (Baltimore Olympic Club), Merritt (D.C. Capitol Runners), Hatcher (D.C. Capitol Runners), Handlesman (Long Island Striders); 47.8.

880 Yard Run—Reynard (Ridley Township Striders), Holmes (Philadelphia Pioneers), Duffy (D.C. Capitol Runners), Thomas (Oriole D.C.), Hall (Encino California Striders), Wich (Baltimore Olympic Club); 1:54.4.

One Mile Run—Lorenz (Ridley Township Striders), Rosen (Long Island Striders), Bennett (American U. Track Club), Hudson (American U. Track Club), Mumford (Philadelphia A.C.), Fryer (Cumberland Valley A.A.); 4:22.3.

Three Mile Run—Kirk (D.C. Capitol Runners), Loren (Ridley Township Striders), Vaughn (Cumberland Valley A.A.), Swan (Central Jersey T.C.), Olitz (Long Island Striders), Lassich (Cumberland Valley); 15:06.8.

Six Mile Run—Mulvey (Long Island Striders), Horst (Cumberland Valley A.A.), Hayden (Long Island Striders), Rouse (Baltimore Olympic Club), Morvilloj (Long Island Striders), Hegelman (Long Island Striders); 33:28.6.

120 Yards H.H.—Baber (Long Island Striders), Friend (Shalor T.C.), Sheer (D.C. Capitol Runners), Terry (Philadelphia Pioneers), Milburn (Philadelphia Pioneers), Butler (D.C. Capitol Runners); 14.2.

440 Yard I.H.—Reynold (Ridley Township Striders), Bell (American U. Track Club), Garrett (Commonwealth), Pearman (Long Island Striders), Stites (Encino, Calif.), Vee (American U. Track Club); 52.0.

Shot Put—Hearon (D.C. Capitol Runners), McComas (Baltimore Olympic Club), Haynie (Ridley Township Striders), Biase (Long Island Striders), De Biase (Long Island Striders), Shirk (Central Jersey T.C.), Blechman (Long Island Striders); 53.1.

Two Mile Walk—Dennis (Monmouth College, N.J. A.A.), Preston (Baltimore Olympic Club), Holman (Chesapeake T.C.), Stephanowitch (unatt.), Isles (Long Island Striders), Rankin (unatt.); 16:21.9.

High Jump—Miller (Philadelphia A.C.), Mitchell (Ridley Township Striders), Walsh (Long Island Striders), Farrell (Long Island Striders), Watson (Philadelphia Pioneers), Lee (Philadelphia Pioneers). (Places decided on fewer misses.); 6-6.

Long Jump—Chilton (unatt.), Skinner (Long Island Striders), Corn (Central Jersey T.C.), Whitley (D.C. Capitol Striders), Crooks (Oriole T.C.), Baber (Long Island Striders); 23-6¾.

Javelin—Dull (Harrisburg, Pa. AA), Duke (Chesapeake T.C.), Gries (Ridley Township Striders), Schneider (Long Island Striders), Clever (Cumberland Valley A.A.), Saulsbury (Baltimore Olympic Club); 209-6.

Pole Vault—Chen (American U. Track Club), Williams (Philadelphia A.C.), Bizzarro (Philadelphia Pioneers), Walsh (Long Island Striders), Markley (D.C. Capitol Runners), Mitchell (Central Jersey T.C.) (Places decided on fewer misses.); 14-6.

Triple Jump—Wilson (Philadelphia Pioneers), Corn (Central Jersey T.C.), Boehringer (Long Island Striders), Livers (Philadelphia Pioneers), Whitley (D.C. Capitol Runners), Livingston (Philadelphia Pioneers); 47-9¼.

Hammer Throw—Wolf (unatt.), Mitchell (U. of Chicago T.C.), Sherman (Long Island Striders), Rosenberg (Chesapeake T.C.), McComas (Baltimore Olympic Club), Bergenback (Baltimore Olympic Club); 164-5.

Discus—Washington (Philadelphia Pioneers), Belfer (South Orange N.J. C.C.), McComas (Baltimore Olympic Club), Sherman (Long Island Striders), De Biase (Long Island Striders), Weiner (American U. Track Club); 167-10½.

Team Score: Long Island Striders, 100; Philadelphia Pioneers, 79; Ridley Township Striders (Pa.), 58; D.C. Capitol Runner, 57; Baltimore Olympic Club, 55; American U. Track Club, 36.

A.A.U. DISTRICT ASSOCIATION MEN'S TRACK AND FIELD CHAMPIONSHIPS

100 Yds. 220 Yds. 440 Yds. 880 Yds. 1 Mile 3 Mile 3000 M. Stplchs. 2 Mile Walk 120 Yd. H.H. 220 Yd. L.H. 440 Yd. H. Pole Vault High Jump Shot Put Hammer Throw Long Jump Discus Throw Triple Jump Javelin Throw 6 Mile Run	Adirondack Cray, 10.1 Buckley, 21.6 Sheehan, 52.6 Patterson, 1:58 Wallingford, 4:30.7 Coolidge, 10:56.6 Price, 5'6" Weiss, 44'9" Gansle, 18'10" Gansle, 39'3½"	Allegheny Mt. Delvecchio, 9.6 Delvecchio, 21.5 Delvecchio, 49.0 Fath, 1:58.7 Fath, 4:29.0 Harwick, 18:23.1 Friend, 14.1 Friend, 54.5 Patterson, 13'0" Litzn, 6'3½" Wilkinson, 47'9" Larabee, 140'11" Seitzinger, 161'4½" Ety mre, 43'11¼" Kouvalo, 174'2" Kee, 34:48.5	Central Herron, 10.0 Lampkin, 22.0 Williams, 49.8 Isaacson, 1:53.4 Drennan, 4:25.5 Mittelstaedt, 14:42.1 Carius, 9:26.0 McDonald, 15:33.4 Stauffer, 15.3 Brooks, 26.2 Montalbano, 54.0 Nilsen, 13-6 Palacias, 6-7 Schopf, 45-6 Kleh m, 115-6 Perlick, 139-5¼ Floerke, 47-6¼ McInerney, 209-8	Cent. Calif. Adams, 9.9 Adams, 22.8 Mitchell, 48.5 Mitchell, 2:06.2 Hall, 4:21.8 Van Dellan, 15:05.7 Adams, 15.2 Critchlow, 60.8 Beasley, 15' Hardin, 5'10" Wells, 51'11" Critchlow, 21'7¾" Rasley, 150'6½" Caldwell, 42'4"	Connecticut Erquezzo, 10.0 Fitzpatrick, 22.5 Maxwell, 49.0 Walkind, 1:56 Orloff, 4:42 Crothers, 15:39.3 Keefe, 10:12 Copeland, 14.9 Zellner, 57.7 Baldwin, 13' Parker, 6'2" DePaul, 46'3¼" Birsey, 152'7½" Parker, 217" Kingston, 135'8½" Parker, 44'1" Martin, 210'9" Eurf oot, n/t
100 Yds. 220 Yds. 440 Yds. 880 Yds. 1 Mile 3 Mile 3000 M. Stplchs. 2 Mile Walk 120 Yd. H.H. 220 Yd. L.H. 440 Yd. H. Pole Vault High Jump Shot Put Hammer Throw Long Jump Discus Throw Triple Jump Javelin Throw 6 Mile Run	Dist. of Columbia Lee, 9.9 Lamb, 21.7 Lamb, 48.2 Frye, 1:55.3 Duchini, 4:14.5 Bruce, 13.9 Bell, 54.0 Williams, Markley 14'7" Vazzana, 6'2" Hearon, 54'6¼" Marks, 23'7½" Drescher, 154'4½" Donelon, 222'4" Koester, 32:08.2	Florida Gold Coast Wright, 9.5 Wright, 22.1 Soto, 49.2 Hale, 1:56.5 Quiney, 4:25.8 Pennel, 16'0" Hart, 6'4" Washington, 50'1" Traviosso, 20'9"	Hawaiian Badie, 9.9 Badie, 21.9 Smith, 48.8 Barnett, 1:57.6 Wooten, 4:34.4 Cole, 15:22.8 Martin, 16.3 Affonso, 58.2 Morgado, 13'6" Sherlock, 6'6" Sterling, 48'10" Groth, 22'¾" Fragas, 143'8" Bush, 46'11" Devereaux, 211'2" Cole, 32:19.4	Lake Erie Frazier, 9.8 Love, 22.7 Kimball, 50.0 Kelleman, 1:57.9 Boros, 4:31.9 Hegedus, 14:52.8 Thomas, 14.8 Burt, 24.3 Linta, 14'6" Lints, 6'5" Moore, 47'10" Henderson, 20'10½" Zebrowski, 130'10" Halmi, 212'9"	Maine Ford, 10.3 Heward, 23.1 Bannister, 52.2 Bannister, 2:04.7 Hillgrove, 4:38.5 Hillgrove, 16:05.0 Demone, 19:27.0 Ross, 16.0 Harvie, 25.8 Bowers, 12' Libby, 6' Hews, 45'8" Schulten, 191'7¾" Sabasteanski, 21'3¼" Schulten, 142'6" Ross, 43'5" Plowman, 177'5"

A.A.U. DISTRICT ASSOCIATION MEN'S TRACK AND FIELD CHAMPIONSHIPS

	Metropolitan	Michigan	Middle Atlantic	Midwestern	Minnesota
100 Yds.	Carlos, 9.8	Williams, 9.7	Frazier, 10.0	Williams, 10.1	White, 10.3
220 Yds.	Carlos, 21.5	Williams, 21.4	Frazier, 21.9	Hagemeyer, 21.9	Olson, 23.1
440 Yds.	Skinner, 46.9	Dyer, 53.4	Burnett, 48.1	Godtel, 49.9	Krentz, 50.7
880 Yds.	Bauer, 1:53.2	Stewart, 2:02.2	Burnett, 1:52.4	Dau, 1.55	Toomey, 2:00.2
1 Mile	Cayne, 4:18.4	Scott, 4:18.9	Lorenz, 4:12.5	Gould, 4:18.9	Hoag, 4:34.1
3 Mile	McDonnell, 14:05.8	Scott, 14:7.5	Lorenz, 14:48.8	Gould, 15:15.7	Toniczak, 15:12.9
3000 M. Stplchs.	Kopil, 9:43.6			Gould, 9:33.5	
2 Mile Walk	Blakeslee, 14:22.5	Klopfner, 15:09.8	Mimm, 15:25.2		
120 Yd. H.H.	Rodgers, 14.0	Hawthorne, 15.0	Milburn, 15.3	White, 14.4	White, 14.5
220 Yd. L.H.					
440 Yd. H.	Rodgers, 52.1	Wright, 56.5	Reynard, 54.9	Curtis, 56.1	Nyquist, 57.5
Pole Vault	Hoyle, 13'6"	Hall, 12'6"	Pizzaro, 14'6"	Williams, 13'10"	James, 13'0"
High Jump	Mulvihill, 6'1"	Littlejohn, 6'7"	Mitchell, 6'9¾"	Booher, 6'4¾"	
Shot Put	Pagani, 52'6¼"	Paasinen, 42'9½"	Sutor, 51'10½"	Hircock, 52'6½"	Schlekeway, 55'7"
Hammer Throw	Gage, 199'10"				
Long Jump	Mays, 24'2½"	Holland, 24'4¾"		Whitehouse, 23'3¼"	Erickson, 23'1¾"
Discus Throw	Steigerwald, 165'6"	Flatley, 160'3"	Washington, 161'7"		Schlekeway, 147'6"
Triple Jump	Cooper, 47'9"	Holland, 44'10½"	Sharpe, 50'4¾"		
Javelin Throw	Alley, 228'2"	Pozy, 176'6"	Skinner, 256'1"		
6 Mile Run	Winrow, 31:25.6		Coppens, 31:14.9	Wellman, 206'10"	Hird, 155'0"

	Missouri Valley	New England	New Jersey	Niagara	Oregon
100 Yds.	Pickering, 9.8	Lundgren, 10.4	Moon, 9.6	Mengle, 10.2	Chambers, 9:8
220 Yds.	Pickering, 22.2	Burrell, 22.7	Walker, 21.5	Smith, 21.6	Stith, 22:1
440 Yds.	Katz, 50.0	Young, 50.2	Charles, 51.5	Smith, 49.9	Shilling, 50:4
880 Yds.	Dunkelberg, 1:53.4	McCafferty, 1:58.6	Germann, 1:54.0	Smith, 2:03.4	Schukart, 1:58.4
1 Mile	Dotson, 4:10.8	Masi, 20.4	Germann, 4:26.6	Bertelsen, 15:15.9	Wallin, 417.5
3 Mile	Lakin, 14:25.4	DuLong, 14:15.4	Best, 14:49.9		Lehner, 14:37.7
3000 M. Stplchs.		Carpenter, 10:36			Tonn, 9:46.6
2 Mile Walk			Kulik, 15:37.7		Chambers, 14:2
120 Yd. H.H.	Rush, 15.1	Awori, 15.0	Sernitsky, 14.5		
220 Yd. L.H.					
440 Yd. H.			McCray, 55.2		
Pole Vault	Neal, 13'4¼"	Murray, 13'	Harrington, 13'	Cushing, 12'6"	Miller-Nettles, 12'6"
High Jump	Schmidt, 6'9"	Thomas, 6'8"	Wilson, 6'4"	Haug, 6'0½"	Avery, 6'4¼"
Shot Put	Blevins, 52'8½"	Wallin, 60'6"	Watson, 51'9"	Reinhoudt, 48'9"	Schneider, 48'6¼"
Hammer Throw		Cross, 175'	Wolfe, 154'2½"		
Long Jump	Irwin, 23'0¼"	Hare, 22'3¾"	Slaughter, 22'11"	Wujek, 21'8½"	Dalrymple, 22'6½"
Discus Throw	Blevins, 146'3½"	Dufort, 147'8½"	Richwood, 166'10½"	Ulrich, 137'4"	Challis, 145'1½"
Triple Jump	Broadnax, 46'7¼"			Wujek, 45'8½"	Dalrymple, 44'3¼"
Javelin Throw	Hurn, 225'2"	Post, 189'6½"	Donelon, 224'4"	Lang, 171'1½"	Curtice, 247'0"
6 Mile Run		Conefrey, 35.4	Sweeney, 32:02.6		

A.A.U. DISTRICT ASSOCIATION MEN'S TRACK AND FIELD CHAMPIONSHIPS

	Pacific	Pacific Southwest	South Atlantic	Virginia	Wisconsin
100 Yds.	Butler, 9.6	Hayes, 10.0	Tribble, 10	Pollard, 9.8	Hoffmann, 11.2*
220 Yds.	Morris, 21.6	Fernandez, 22.4	Nicholson, 22.5	Pollard, 22.0	Hoffmann, 22.7*
440 Yds.	Larabee, 47.9	Hose, 49.0	Wallace, 49.2	Johnson, 50.2	Thompson, 47.6*
880 Yds.	Groothoff, 1:50.1	Hose, 1:52.8	Patrick, 1:52.2	Jacobson, 1:59	Thompson, 1:54.1*
1 Mile	Odlozil, 4:01.5	Trujillo, 4:19.6	Messenger, 4:15.2	Johnson, 4:19.9	Stucki, 4:19.1*
3 Mile	Scott, 13:50.6	Russell, 15:32.6	Pflaging, 14:17.4	Jones, 14:46.5	Hoffmann, 15:49.4*
3000 M. Stplchs.	Hughes, 9:10.4	Grandy, 15:47.6	Kitchen, 16:11.2	Caldwell, 9:58.3	
2 Mile Walk	Jaquith, 16:00.0	Kennedy, 15.3	Coghil, 15.4	Stee, 20:46.1	Murphy, 17:09.4*
120 Yd. H.H.	Lindgren, 13.7			Fitch, 15.5	Calvin, 15.3*
220 Yd. L.H.					
440 Yd. H.	Cawley, 50.7	Kerr, 58.7	Coghil, 1:01.1		Marquette, 56.0*
Pole Vault	Chase, 16'1½"	Kalmar, 15'8"	Pinkerton, 14'6"	Fitch, 6'4¾"	Verbeck, 14'0"
High Jump	Higgins, 6'4¼"	Shuey, 6'5"	Jinks, 6'2¾"	Wingo, 48'1½"	Lehman, 6'0"
Shot Put	McGrath, 62'3¾"	Ludecke, 58'5¼"	McComas, 51'8¾"		Westphal, 43'11½"
Hammer Throw	Burke, 216'7½"		Bergenback, 150'3"	Kusheba, 20'11¾"	Murphy, 122'8"
Long Jump	Boston, 26'9½"	Kennedy, 23'5"	Crooks, 21'11½"	Wingo, 124'9"	Henry, 23'14"
Discus Throw	Danek, 206'0½"	Bishop, 148'11"	McComas, 157'2"	Kusheba, 41'6½"	Vasholz, 125'7"
Triple Jump	Jackson, 48'6¾"	Butler, 47'3½"	Jinks	Byrne, 155'0½"	Murphy, 43'8½"
Javelin Throw	Stuart, 240'9"	Held, 232'9"	Bergenback, 200'6½"	Jackson, 33:50.6	Steinhaus, 122'8"
6 Mile Run	Rustad, 30:31.8	Davis, 30:47.4	Scharf, 30:20.5		

*Indicates Meters:

MEN'S INTERNATIONAL TRACK AND FIELD MEET— INDOORS

U.S.A. versus Great Britain

April 3-4, 1965

At London, England

60-Yard Dash—1. Mel Pender (USA), 6.3; 2. Larry Dunn (USA), 6.3; 3. Barry Kelly (GB), 6.4; 4. Danny Herman (GB), 6.5.

60-Yard H. H.—1. Ralph Boston (USA), 7.4; 2. Russ Rogers (USA), 7.5; 3. Mike Parker (GB), 7.5; 4. Laurie Taitt (GB), 7.7.

440-Yard Dash—1. Mike Larrabee (USA), 50.7; 2. Jack Yerman (USA), 51.0; 3. Mike Rawson (GB), 51.5; 4. Nick Overhead (GB), 51.6.

880-Yard Run—1. Ted Nelson (USA), 1:52.5; 2. Peter Beacham (GB), 1:53.0; 3. Andy Green (GB), 1:53.2; 4. Frank Tomeo (USA), 1:54.5.

One Mile Run—1. John Whetton (GB), 4:08.5; 2. Alan Simpson (GB), 4:09.7; 3. Jim Grelle (USA), 4:09.7; 4. Vic Zwolak (USA), 4:15.1.

Three Mile Run—1. Billy Mills (USA), 13:36.8; 2. John Cooke (GB), 13:37.6; 3. Derek Ibbotson (GB), 13:46.4; 4. Frank Pflaging (USA), 13:49.0.

Pole Vault—1. Jeff Chase (USA), 15-6; 2. Billy Pemelton (USA), 15-6; 3. David Stevenson (GB), 15-0; 4. Trevor Burton (GB), 14-6.

High Jump—1. Gordon Miller (GB), 6-10; 2. Gene Johnson (USA), 6-9; 3. Ralph Boston (USA), 6-7; 4. Gordon Fairbrother (GB), 6-6.

Long Jump—1. Lynn Davies (GB), 25-9¼; 2. Ralph Boston (USA), 25-8½; 3. Charlie Mays (USA), 25-6½; 4. Fred Alsop (GB), 24-3¼.

Shot Put—1. John McGrath (USA), 61-¾; 2. Carl Wallin (USA), 58-11½; 4. Alan Carter (GB), 58-10½; 4. Mike Lindsay (GB), 55-10.

Medley Relay (One Lap - Two Laps - Three Laps - Four Laps)—1. USA (Mel Pender, Charlie Mays, Ollan Cassell, John Dunkelberg), 2:43.8; 2. GB (David Dear, Andrew Ronay, Nick Overhead, Peter Fuller), 2:45.6.

Score: USA 70, GREAT BRITAIN 47.



National Men and Women's Team at Departure of First Indoor Dual Competition with Great Britain and West Germany



**The jet is fairly common.
The airline is one of a kind.**

There's more to running an airline than having a fleet of the finest aircraft. And there's more to *choosing* an airline than comparing timetables or menus.

What you want more than anything else is confidence, peace of mind, assurance. Call it what you will, it means everything.

Come fly with us soon. Wherever you go, you'll know you're flying the very best there is. It's a good feeling.

World's most experienced airline

First on the Atlantic
First on the Pacific

First in Latin America
First 'Round the World



Telephone: LT 1-8100 • Cable Address—Holidinns

*Our best wishes
to the best athletes
in the world*

OFFICIAL A.A.U. HEADQUARTERS

FREE PARKING • OUTDOOR POOL • CATERING FACILITIES

In the Coliseum-Lincoln Center area . . .
close to everything



Renowned for its restaurant . . .
Joe Marsh's "Beef & Bottle"

**MEN'S INTERNATIONAL TRACK AND FIELD MEET—
INDOORS**

U.S.A. versus West Germany

April 7-8, 1965

Berlin, W. Germany

60-Yard Dash—1. Larry Dunn (USA) 6.0; 2. Mel Pender (USA) 6.0; 3. Gert Metz (WG) 6.1; 4. Willi Holdorf (WG) 6.2.

60-Yard H. H.—1. Willie Davenport (USA) 7.1; 2. Russ Rodgers (USA) 7.2; 3. John Hinrich (WG) 7.3; 4. Werner Trzmiel (WG) 7.6.

400 Meters Dash—1. Mike Larrabee (USA) 46.8; 2. Jack Yerman (USA) 46.9; 3. Horst Gieseler (WG) 47.9; 4. Heinz-Dieter Mauel (WG) 48.5.

800 Meters Run—1. Ted Nelson (USA) 1:47.4; 2. Jorg Balke (WG) 1:48.6; 3. Frank Tomeo (USA) 1:48.6; 4. Dieter Bogatzki (WG) 1:49.1.

1500 Meters Run—1. Bodo Tummler (WG) 3:46.3; 2. Jim Grelle (USA) 3:46.6; 3. Franke Helge (WG) 3:47.6; 4. Vic Zwolak (USA) 3:48.6.

3000 Meters Run—1. Harald Norpoth (WG) 7:55.8; 2. Bill Mills (USA) 7:56.6; 3. Lutz Philipp (WG) 7:59.4; 4. Frank Pflaging, 8:09.6.

Medley Relay (4 Laps - 3 Laps - 2 Laps - 1 Lap)—1. USA (T. Nelson, J. Dunkelberg, O. Cassell, C. Mays) 4:01.8; 2. Deutschland (Balke, Jaenisch, Ulbricht, Hubner) 4:04.6.

60-Yard Dash—1. Larry Dunn (USA) 6.0; 2. Mel Pender (USA) 6.1; 3. Gert Metz (WG) 6.2; 4. Willi Holdorf (WG) 6.2.

60-Yard H. H.—1. Russ Rodgers (USA) 7.2; 2. Willie Davenport (USA) 7.2; 3. John Hinrich (WG) 7.3; 4. Werner Trzmiel (WG) 7.6.

Pole Vault—1. Jeff Chase (USA) 16-1 $\frac{3}{4}$; 2. Bill Pemelton (USA) 15-5; 3. Wolfgang Pinder (WG) 15-5; 4. Wolfgang Reinhardt (WG) 15-5.

High Jump—1. Gene Johnson (USA) 6-10; 2. Gunther Spielvogel (WG) 6-10; 3. Wolfgang Schillkowski (WG) 6-10; 4. Ralph Boston (USA) 6-6 $\frac{3}{4}$.

Triple Jump—1. Darrell Horn (USA) 52-10 $\frac{1}{4}$; 2. Michael Sauer (WG) 51-10; 3. Hans-Jorg Muller (WG) 48-10 $\frac{1}{4}$; 4. Ralph Boston (USA) 47-8 $\frac{3}{4}$.

Long Jump—1. Ralph Boston (USA) 25-10 $\frac{1}{4}$; 2. Charles Mays (USA) 25-4; 3. Michael Sauer (WG) 24-0; 4. Armin Baumert (WG) 23-11 $\frac{1}{2}$.

Shot Put—1. John McGrath (USA) 59-11 $\frac{1}{4}$; 2. Carl Wallin (USA) 58-11; 3. Heinfried Birlenbach (WG) 57-10; 4. Traugott Glockler (WG) 56.

4 x 2 Lap Relay—1. USA (Nelson, Dunkelberg, Cassell, Mays) 2:55.6; 2. WG (Balke, Jaenisch, Ulbricht, Hubner) 3:01.6.

Score: USA 101, W.G. 56.

The 60 Yd. Dash and 60 Yd. H. H. were contested on both days.

Outstanding International Performers



4 x 400M Relay
in Kiev




John Pennel wins pole vault in Warsaw



Dave Weill wins discus
in Augsburg



George Anderson
wins 100 M in Warsaw



Willie Davenport wins Hurdles in Kiev

1965 USA MEN'S TRACK & FIELD TEAM
AT MOSCOW AIRPORT



MEN'S INTERNATIONAL TRACK AND FIELD OUTDOORS

U.S.A. versus U.S.S.R.

July 31 to August 1 Kiev, USSR

- 100-Meter Dash**—1. Darel Newman (US) 10.1; 2. George Anderson (US) 10.3; 3. Edvin Ozolin (USSR) 10.4; Yuriy Kashcheyev (USSR) 10.4.
- 200-Meter Dash**—1. Adolph Plummer (US) 20.8; 2. Amin Tuyakov (USSR) 20.9; 3. Boris Savchuk (USSR) 21.0; 4. James Hines (US) 21.1.
- 400-Meter Dash**—1. Ollan Cassell (US) 45.9; 2. Vadim Arkhipchuk (USSR) 46.5; 3. Don Owens (US) 46.8; 4. Nikolay Shkarnikov (USSR) 46.9.
- 800-Meter Run**—1. George Germann (US) 1:46.8; 2. Valery Bulishev (USSR) 1:47.6; 3. Rein Tolp (USSR) 1:48.0; 4. Morgan Groth (US) 2:17.0 inj.
- 1500-Meter Run**—1. Jim Grelle (US) 3:39.2; 2. Jim Ryun (US) 3:40.4; 3. Ivan Byeliitskiy (USSR) 3:42.0; 4. Olyeg Raiko (USSR) 3:44.4.
- 5000-Meter Run**—1. Pyotr Bolotnikov (USSR) 13:54.2; 2. Bob Schul (US) 13:54.4; 3. Ron Larrieu (US) 13:54.8; 4. Kestutis Orentas (USSR) 14:00.8.
- 10,000-Meter Run**—1. Nikolay Dutov (USSR) 28:22.0; 2. Leonid Ivanov (USSR) 28:29.8; 3. Gerry Lindgren (US) 29:00.8; 4. Bill Morgan (US) 29:32.0.
- 3000-Meter Steeplechase**—1. Viktor Kudinskiy (USSR) 8:31.8; 2. Adolfas Aleksiejunas (USSR) 8:35.0; 3. George Young (US) 8:44.8; 4. Jeff Fishback (US) 8:51.0.
- 110-Meter H.H.**—1. Willie Davenport (US) 13.5; 2. Blaine Lindgren (US) 13.7; 3. Anatoliy Mikhailov (USSR) 13.8; 4. Vyacheslav Skomorokhov (USSR) 13.9.
- 400-Meter I.H.**—1. Rex Cawley (US) 50.2; 2. Vasilii Anisimov (USSR) 50.3; 3. Ron Whitney (US) 50.7; 4. Anatoliy Kazakov (USSR) 52.5.
- 400-Meter Relay**—Soviet Union (Edvin Ozolin, Amin Tuyakov, Gusman Kosanov, Nikolay Politiko) 39.3; United States (Fred Kuller, James Hines, Willie Davenport, George Anderson) Disq.
- 1600-Meter Relay**—United States (Lynn Saunders, Jay Luck, Don Owens, Ollan Cassell) 3:05.8; Soviet Union (Yuriy Kashcheyev, Vasilii Anisimov, Vadim Arkhipchuk, Viktor Bichkov) Disq.
- 20,000-Meter Walk**—1. Boris Khrolovich (USSR) 1:39:13.4; 2. Gennadiy Agapov (USSR) 1:39:13.6; 3. Ron Laird (US) 1:42:59.4; 4. Jack Mortland (US) 1:48:44.6.
- High Jump**—1. Valery Brumel (USSR) 7-17½; 2. Viktor Bolshov (USS) 7-17½; 3. Ed Caruthers (US) 6-10¾; 4. Otis Burrell (US) 6-10¾.
- Pole Vault**—1. Gennadiy Bliznyetsov (USSR) 16-3; 2. Jeff Chase (US) 16-1; 3. John Pennel (US) 16-1; 4. Igor Fyeld (USSR) 15-1¼.
- Long Jump**—1. Ralph Boston (US) 26-11¼; 2. Igor Ter-Ovanesyan (USSR) 26-3¾; 3. Leonid Barkovskiy (USSR) 26-3; 4. Darrell Horn (US) 25-9½.
- Triple Jump**—1. Aleksandr Zolotaryev (USSR) 54-1¼; 2. Art Walker (US) 53-7¼; 3. Anatoliy Shvyets (USSR) 52-10¼; 4. Darrell Horn (US) 52-2¾.
- Shot Put**—1. Randy Matson (US) 66-6; 2. John McGrath (US) 62-7¼; 3. Viktor Lipsnis (USSR) 62-4; 4. Nikolay Karasyov (USSR) 62-3¼.
- Discus**—1. Dave Weill (US) 192-5; 2. Kim Bukhantsev (USSR) 189-10½; 3. Jay Silvester (US) 188-3; 4. Vladimir Trusenov (USSR) 181-10½.
- Hammer Throw**—1. Romuald Klim (USSR) 230-10; 2. Gennadiy Kondrashov (USSR) 221-8; 3. Ed Burke (US) 221-4; 4. George Frenn (US) 210-2.
- Javelin**—1. Janis Lulis (USSR) 281-1; 2. Mart Paama (USSR) 266-4; 3. Larry Stuart (US) 255-11; 4. Bill Floerke (US) 247-½.
- Decathlon**—1. Mikhail Storozhenko (USSR) 7883 (10.9, 23-5¼, 6-6¾, 51-6, 53.0, 14.5, 151-7½, 13-5½, 212-8½, 4:50.6); 2. Bill Toomey (US) 7729 (10.7, 24-0, 5-10¾, 44-0, 47.1, 15.4, 131-10½, 13-1½, 190-5, 4:26.4) 3. Rein Aun (USSR) 7556 (11.0, 23-6, 6-4, 46-9, 50.4, 15.5, 139-½, 12-5¾, 196-8, 4:39.6); 4. Russ Hodge (US) 4721 (inj) (10.6, 22-5, 5-8¾, 52-5, 48.6, disq. 130-6, dnf.).
- Score**—USSR 118, USA 112.

INTERNATIONAL TRACK AND FIELD OUTDOOR

U.S.A. versus Poland

August 7 to August 8 Warsaw, Poland

- 100-Meter Dash**—1. George Anderson (US) 10.3; 2. Marian Dudziak (Pol.) 10.4; 3. Wieslaw Maniak (Pol.) 10.4; 4. Fred Kuller (US) 10.5.
- 200-Meter Dash**—1. Marian Dudziak (Pol.) 20.7; 2. Jim Hines (US) 20.9; 3. Adolph Plummer (US) 20.9; 4. Edward Romanowski (Pol.) 21.2.
- 400-Meter Dash**—1. Andrzej Badenski (Pol.) 45.6; 2. Jay Luck (US) 47.3; 3. Stanislaw Gredzinski (Pol.) 47.7; 4. Ollan Cassell (US) 67.8 inj.
- 800-Meter Run**—1. Tom Farrell (US) 1:47.6; 2. George Germann (US) 1:47.6; 3. Zbigniew Wojcik (Pol.) 1:48.5; 4. Boleslaw Kowalczyk (Pol.) 1:50.9.
- 1500-Meter Run**—1. Jim Ryun (US) 3:49.9; 2. Witold Baran (Pol.) 3:50.4; 3. Roland Brehmer (Pol.) 3:50.4; 4. George Young (US) 3:52.3.
- 5000-Meter Run**—1. Gerry Lindgren (US) 13:45.4; 2. Lech Boguszewicz (Pol.) 13:46.6; 3. Ron Larrieu (US) 14:10.2; 4. Jerzy Mathias (Pol.) 14:26.8.
- 10,000-Meter Run**—1. Billy Mills (US) 29:10.6; 2. Kazimierz Zimny (Pol.) 29:46.6; 3. Bill Morgan (US) 30:10.4; 4. Edward Motyl (Pol.) 30:55.6.
- 3000-Meter Steeplechase**—1. Edward Szklarczyk (Pol.) 8:48.8; 2. George Young (US) 8:50.6; 3. Jeff Fishback (US) 8:52.4; 4. Pawel Kiczyllo (Pol.) 8:54.0.
- 110-H.H.**—1. Roger Morgan (US) 13.8; 2. Blaine Lindgren (US) 13.9; 3. Leszek Wodzinski (Pol.) 14.7; 4. Adam Kolodziejczk (Pol.) 14.9.
- 400-Meter I.H.**—1. Ron Whitney (US) 50.4; 2. Rex Cawley (US) 51.3; 3. Wlodzisz Martinek (Pol.) 51.8; 4. Andrzej Skoropinski (Pol.) 52.3.
- 400-Meter Relay**—1. Poland (Andrzej Zielinski, Edward Romanowski, Wieslaw Maniak, Marian Dudziak) 39.2; 2. United States (Don Owens, Jim Hines, Adolph Plummer, George Anderson) 39.5.
- 1600-Meter Relay**—1. United States (Lynn Saunders, Jay Luck, Don Owens, Rex Cawley, 3:07.8; 2. Poland (Stanislaw Gredzinski, Slawomir Nowakowski, Wojciech Lipinski, Andrzej Badenski) 3:11.4.
- High Jump**—1. Otis Burrell (US) 7-17½; 2. Edward Czernik (Pol.) 6-10¾; 3. Ed Caruthers (US) 6-10¾; 4. Andrzej Macielewski (Pol.) 6-9½.
- Pole Vault**—1. John Pennel (US) 16-5; 2. Wlodzisz Sokolowski (Pol.) 16-1; 3. Jeff Chase (US) 15-9; 4. Wlodzisz Osinski (Pol.) nm.
- Long Jump**—1. Ralph Boston (US) 26-7¾; 2. Gayle Hopkins (US) 24-8; 3. Jozef Schmidt (Pol.) 24-2¼; 4. Andrzej Pleniewicz (Pol.) 23-11¾.
- Triple Jump**—1. Jozef Schmidt (Pol.) 53-2½; 2. Andrzej Pulawski (Pol.) 52-6¼; 3. Darrell Horn (US) 51-6½; 4. Art Walker (US) 51-¼.
- Shot Put**—1. Randy Matson (US) 66-¼; 2. John McGrath (US) 61-1; 3. Alfred Sosronik (Pol.) 60-8¼; 4. Jacek Majchrowski (Pol.) 52-10¾.
- Discus**—1. Zenon Begier (Pol.) 192-11½; 2. Dave Weill (US) 190-2; 3. Edmund Piatkowski (Pol.) 187-9; 4. John McGrath (US) 176-5½.
- Hammer Throw**—1. Ed Burke (US) 223-9½; 2. Olgierd Cieply (Pol.) 216-0; 3. Tadeusz Rut (Pol.) 210-10½; 4. George Frenn (US) 210-5.
- Javelin**—1. Josef Glogowski (Pol.) 252-3; 2. Larry Stuart (US) 241-1½; 3. Jan Bula (Pol.) 239-5; 4. Bill Floerke (US) 237-0.
- Score**—US 118, Poland 93.

INTERNATIONAL TRACK AND FIELD OUTDOORS

U.S.A. versus West Germany

August 11 to August 20

Augsburg, West Germany

- 100-Meter Dash**—1. George Anderson (US) 10.2; 2. Manfred Knickenberg (WG) 10.3; 3. Jan Bines (US) 10.4; 4. Fritz Obersiebrasse (WG) 10.5.
- 200-Meter Dash**—1. Adolph Plummer (US) 20.8; 2. Jim Hines (US) 20.9; 3. Martin DeBonghans (WG) 21.2; 4. Dieter Enderlein (WG) 21.3.
- 400-Meter Dash**—1. Jürgen Kaljoun (West) 46.3; 2. Jay Luck (US) 46.8; 3. Don Owens (US) 47.3; 4. Jens Ulbricht (WG) 47.3.
- 800-Meter Run**—1. Tom Farrell (US) 1:48.8; 2. George Germann (US) 1:49.0; 3. Franz-Josef Kemper (WG) 1:49.2; 4. Dirk von Maltitz (WG) 1:50.9.
- 1500-Meter Run**—1. Jim Ryun (US) 3:41.6; 2. Jim Grelle (US) 3:42.2; 3. Bodo Tummler (WG) 3:46.0; 4. Klaus Prenner (WG) 3:46.8.
- 5000-Meter Run**—1. Harald Norpoth (WG) 13:47.8; 2. Gerry Lindgren (US) 13:50.4; 3. Werner Girke (WG) 13:50.4; 4. Bob Schul (US) 14:47.6.
- 10,000-Meter Run**—1. Billy Mills (US) 28:17.6; 2. Lutz Philipp (WG) 28:35.6; 3. Ron Larrieu (US) 29:18.4; 4. Arno Krause (WG) 30:27.4.
- 3000-Meter Steeplechase**—1. George Young (US) 8:41.8; 2. Manfred Letzerich (WG) 8:43.0; 3. Jeff Fishback (US) 8:45.0; 4. Helmut Neumann (WG) 8:48.8.
- 110-Meter HH**—1. Blaine Lindgren (US) 13.8; 2. Roger Morgan (US) 14.0; 3. Werner Trzmiel (WG) 14.2; 4. Hinrich John (WG) 14.2.
- 400-Meter I.H.**—Ron Whitney (US) 50.2; 2. Rex Cawley (US) 50.2; 3. Rainer Schubert (WG) 51.6; 4. Ferdinand Haas (WG) 52.3.
- 400-Meter Relay**—United States (Fred Kuller, Adolph Plummer, Jim Hines, George Anderson) 39.5; 2. West Germany (Manfred Knickenberg, Josef Schwarz, Dieter Enderlein, Fritz Obersiebrasse) 39.9.
- 1600-Meter Relay**—United States (Lynn Saunders, Jay Luck, Don Owens, Rex Cawley) 3:04.8; 2. West Germany (Rainer Kunter, Werner Thiemann, Jürgen Kaljoun, Manfred Kinder) 3:04.8.
- 10,000-Meter Walk**—Karl-Heinz Pape (WG) 45:20.4; 2. Ron Laird (US) 46:06.2; 3. Jack Mortland (US) 47:57.2; 4. Hannes Koch (WG) 49:20.8.
- High Jump**—Otis Burrell (US) 6-9 $\frac{3}{4}$; 2. Ingomar Sieghart (WG) 6-9 $\frac{3}{4}$; 3. Ed Caruthers (US) 6-9 $\frac{3}{4}$; 4. Wolfgang Schillkowski (WG) 6-6 $\frac{3}{4}$.
- Pole Vault**—John Pennel (US) 16-1; 2. Klaus Lehnertz (WG) 15-5; 3. Jeff Chase (US) 15-5; 4. Wolfgang Reinhardt (WG) 15-5.
- Long Jump**—Ralph Boston (US) 26-4; 2. Hans-Helmut Trense (WG) 25-7 $\frac{1}{2}$; 3. Jorg Juttner (WG) 25-2 $\frac{1}{2}$; 4. Gayle Hopkins (US) 24-10.
- Triple Jump**—1. Michael Sauer (WG) 51-5 $\frac{1}{4}$; 2. Ralph Boston (US) 50-2 $\frac{1}{2}$; 3. Hans-Jürgen Müller (WG) 49-5 $\frac{1}{4}$; 4. Gayle Hopkins (US) 47-5 $\frac{3}{4}$.
- Shot Put**—1. John McGrath (US) 62-3; 2. Dave Maggard (US) 61-1 $\frac{1}{2}$; 3. Heinfried Birtenbach (WG) 59-9 $\frac{1}{4}$; 4. Werner Heger (WG) 59-1 $\frac{1}{2}$.
- Discus**—1. Dave Weill (US) 186-11; 2. Dirk Neu (WG) 182-6; 3. Jens Reimers (WG) 180-6; 4. John McGrath (US) 177-10.
- Hammer Throw**—1. Ed Burke (US) 226-5; 2. Uwe Beyer (WG) 215-7; 3. George Frenn (US) 210-5; 4. Hans Fahst (WG) 201-0.
- Javelin**—1. Bill Floerke (US) 261-5; 2. Rolf Herings (WG) 253-0; 3. Larry Stuart (US) 252-9; 4. Peter Morbel (WG) 241-2.
- Decathlon**—1. Horst Beyer (WG) 7636 (11.1, 23-7 $\frac{1}{2}$, 6-4, 46- $\frac{3}{4}$, 50.2; 15.0, 130- $\frac{1}{2}$, 13-9 $\frac{1}{2}$, 172-5, 4:28.1); 2. Bill Toomey (US) 7548 (10.9, 23-9, 6- $\frac{1}{2}$, 42-4 $\frac{3}{4}$, 47.6, 15.4, 137-11, 12-1 $\frac{3}{4}$, 188-8, 4:28.0); 3. Don Shy (US) 7430 (10.9, 23-11, 6-3 $\frac{3}{8}$, 46-8 $\frac{3}{4}$, 50.5, 13.9, 138-9, 11-5 $\frac{3}{4}$, 186-4, 5:19.1); 4. Wolfgang Heis (WG) 7182 (11.2, 22-5 $\frac{3}{4}$, 5-7, 45-2 $\frac{1}{4}$, 49.3, 15.4, 120-10 $\frac{1}{2}$, 12-5 $\frac{3}{4}$, 201-7, 4:38.3).
- Score:** US 142, WEST GERMANY 91.

NATIONAL SENIOR A.A.U. RACE WALKING CHAMPIONSHIPS

- National 10 Kilo Championship**
at Chicago, Ill., June 12, 1965
1. John Mortland, Ohio Track Club, 48:19.6; 2. Arthur Mark, Green & Gold A.C., 49:01; 3. Donald DeNeon, USAF, 49:26; 4. Dean Rasmussen, New York A.C., 49:41; 5. Ronald Daniel, New York A.C., 49:47; 6. Ronald Laird, New York A.C., 50:00.
- National 15 Kilo Championship**
at Atlantic City, N. J., October 3, 1965
1. Ronald Laird, NY Athletic Club, 1:13:24.8; 2. Jack Mortland, Ohio Track Club, 1:16:04; 3. Ron Daniel, NY Athletic Club, 1:16:39; 4. Paul Schell, North Medford Club, 1:18:50; 5. Ron Kullik, Indian Track Club, 1:20:11; 6. Bruce MacDonald, NY Athletic Club, 1:21:41.
- Team Scores:** NY Athletic Club, 9 points; North Medford Club (Mass.), 18 points; Ohio Track Club, 21 points; Chesapeake Track Club, 31 points; Pittsburgh Walkers Assn., 41 points.
- National 20 Kilo Championship**
at Baltimore, Maryland, June 20, 1965
1. Ronald Laird, New York A.C., 1:38:38; 2. Jack Mortland, Ohio Track Club, 1:40:13.8; 3. Dean Rasmussen, New York A.C., 1:40:34.8; 4. Donald DeNeon, Southern California Striders, 1:42:14.8; 5. Regis Dander, Philadelphia A.C., 1:43:41; 6. Bruce MacDonald, New York A.C., 1:45:41.2.
- Team Scores:**—New York A.C., 9 points; Southern California Striders, 24; North Medford Club, Mass., 26; Ohio Track Club, 28; N. Y. Pioneer Club, 33.
- National 25 Kilo Championship**
at Seattle, Wash., September 11, 1965
1. Ronald Laird, New York Athletic Club, 2:01:42; 2. Karl Johansen, American Systems Track Club, 2:13:55; 3. Bill Ranney, Marin County Athletic Club, 2:17:54; 4. Richard Bowman, USAF, 2:21:52; 5. Martin Rudow, ASTC, 2:22:25; 6. Robert Bowman, So. Calif. Striders, 2:22:58.
- Team Score:** American System T.C., 6 points.
- National 30 Kilo Championship**
at Los Angeles, Calif., May 9, 1965
1. Ronald Laird, New York A.C., 2:41:17; 2. Richard Ortiz, Southern California Striders, 2:46:19; 3. Robert Brewer, Southern California Striders, 2:47:50; 4. Donald DeNeon, Southern California Striders, 2:54:54; 5. Roger Duran, Santa Clara Valley Youth Village, 2:56:35; 6. Robert Bowman, Southern California Striders, 2:58:32.
- Team Scores:**—Southern California Striders, 6 points; San Diego Track and Field Association, 15.
- National 35 Kilo Championship**
at Detroit, Mich., October 17, 1965
1. Ronald Laird, New York Athletic Club, 3:07:09; 2. Ronald Daniel, NYAC, 3:12:25; 3. Daniel Calef, Univ. of Chicago Track Club, 3:14:47; 4. Paul Schell, No. Medford Club, 3:16:03; 5. Patrick Farrelly, Toronto Gladstone A.C., 3:20:52; 6. James Clinton, UCTC, 3:27:35.
- Team Score:** New York Athletic Club 7 points; No. Medford Club 14 points.

1965 SENIOR AAU RACE-WALKING CHAMPIONS



JACK MORTLAND
10 Kilo



PAUL SCHELL
40 Kilo



RON LAIRD
15-20-25-30-35
Kilo & 1 Hour



DEAN RASMUSSEN
50 Kilo

OFFICIAL A.A.U.
CHAMPIONSHIP MEDALS

APPROVED A.A.U.
JUNIOR OLYMPIC MEDALS

DIE STRUCK
QUALITY WORKMANSHIP

TRACK & FIELD
MEDALS, PLAQUES, TROPHIES

Write for free catalogue

UNITED EMBLEM CO.
87 NASSAU ST., NEW YORK, N. Y. 10038

UNITED STATES WOMEN WIN FOUR INTERNATIONAL DUAL MEETS

by Ollan Cassell, Editor

The United States track and field women began preparing for the 1968 Olympic Games at Mexico City at the National Indoor Championships in Madison Square Garden and continued to show progress both at the outdoor national championships at Columbus, Ohio, and during the subsequent European tour.

Mention must be made of the victories of the National team in indoor meets at Wembley Stadium and in Berlin following the indoor season followed up by significant triumphs against Poland and West Germany. We cannot be lulled into compacency because the hard cold facts are that the USSR women's team continued its domination of the Americans by winning its seventh consecutive meet in the series when the two teams met in Kiev.

Our sprinters continued to hold up well, although they were not unbeatable. In all five international meets we had athletes capable of holding their own against top-ranked foreign stars. Improvement is still needed in the other events before we have a well-balanced team capable of meeting any foreign team on equal terms.

If asked to select the three outstanding performers in national and international competition during 1965, one could not fail to mention sprinter Wyomia Tyus, Tennessee State; and our two teen-age middle distance stars Janell Smith, Fredonia, Kan., and 15-year old Marie Mulder who recently moved from Northern California to the Washington, D.C. suburbs.

For general improvement in women's track we need look no further than the number of records set in national championships. For example in the outdoor championships new records were set in every running and hurdles event while RaNae Bair of the San Diego Women's Track and Field Association again shattered the meet mark in the javelin throw.

Wyomia Tyus continued to electrify audiences with a world record performance for 100 yards in Kingston, Jamaica and then another world record performance in the 100 meters in Kiev.

But the "Middle Distance Twins," the misses Smith and Mulder, made a shambles of American records. In fact, Miss Mulder set championship meet marks for both the 880-yard run and the 1500-meter run (first time on the program) on successive days at Colum-

bus. She covered the half mile in 2:11.1 and came back to run 1500 meters the following day in 4:36.5.

By way of comment, one of the great stimuli to competition for our women was during the indoor season when many outstanding European stars competed in almost every meet on the circuit.

In the indoor meet against Great Britain, the winners for the United States included newcomer Barbara Ferrell, Los Angeles, in the 60-yard sprint; Tammy Davis in the hurdles; Janell Smith in the 600 yards; high jumper Pat Winslow and shotputter Lynn Graham.

Going on to Berlin, Ferrell and Marilyn White divided honors in the two sprints; Tammy Davis landed one of two hurdles events; Janell Smith ran away with the 400 meters, edging the co-champion indoors, Norma Harris of Chicago; Winslow repeated in the high jump, and Willye White copped the long jump.

Outdoors in the USSR-USA meet Tyus and teammate Edith McGuire copped the sprints, we won the sprint relay by an eyelash and Marie Mulder won the admiration of the track fans with an excellent 2:07.3 in the 800 meters to finish second.

Although Irena Kirzenstein of Poland won both sprints, the USA team victory was made possible by Janell Smith and Marie Mulder winning the middle distance runs; Cherrie Sherrand prevailed in the hurdles, Eleanor Montgomery captured the high jump; Lynn Graham won the shot put and RaNae Bair had the finest throw of her career, winning the javelin with a toss of 184-11½ for an American record.

The 62-55 triumph over West Germany depended on Tyus and McGuire coming back to win the sprints, Smith again winning the 400 meters, Montgomery landing the high jump, Bair taking a first place in the javelin, Willye White scoring a clearcut victory in the long jump and the relay team, anchored by Miss Tyus, ran the Germans into the ground.

The first direct step in preparation for the Mexico City Olympics was the selection of four middle distance runners to compete in the "Little Olympics" scheduled during the second week of October, a comparable period to when the 1968 Olympic Games will be held.

Madeline Manning, National AAU Girls' Champion (14-17 years old), won the 400 meter run at Mexico City with a 56.0 performance as another teenager, Dino Lowery, a former teammate of Miss Mulder for the Will's Spikettes in California, was third in 61.0.

1965 WOMEN'S AND GIRLS ALL-AMERICAN TRACK & FIELD TEAM

Women Division

- 100 m. Hurdles—Cherrie Sherrard., Laurel T.C.
- 200 m. Hurdles—Mamie Rallins, Mayor Daly's Youth Foundation.
- 100 yd. Dash—Wyomia Tyus, Tenn State Univ. T.C.
- 220 yd. Dash—Edith McGuire, Tenn State T.C.
- 440 yd. Run—Janell Smith, Fredonia, Kansas
- 880 yd. Run—Marie Mulder, Will's Spikettes
- 1500 m. Run—Marie Mulder, Will's Spikettes
- Long Jump—Willye White, Mayor Daly's Youth Foundation
- High Jump—Eleanor Montgomery, Cleveland Div. Recreation
- 4 Kilo Shot—Lynn Graham, L.A. Mercuresses
- Discus—Lynn Graham, L.A. Mercuresses
- Javelin—RaNae Bair, San Diego T.C.
- Pentathlon—Pat Winslow, San Mateo GAA

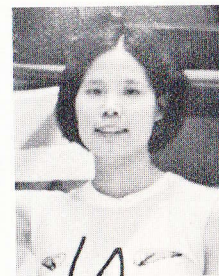
Girls Division

- 50 yd. Hurdles—Tammy Davis, Frederick T.C.
- 50 yd. Dash—Debbie Thompson, Frederick T.C.
- 100 yd. Dash—Debbie Thompson, Frederick T.C.
- 220 yd. Dash—Jenda Jones, Phoenix, Ariz.
- 440 yd. Run—Madeline Manning, Cleveland Division of Recreation
- 880 yd. Run—Cathy Catlin, Will's Spikettes
- Long Jump—Bethe McBride, Liberty A.C.
- High Jump—Denise Paschal, Laurel T.C.
- 8-Lb. Shot—Lynn Graham, L.A. Mercuresses
- Discus—Lynn Graham, L.A. Mercuresses
- Javelin—Louise Gerrish, S.E. Michigan

1965 WOMEN'S INDOOR TRACK & FIELD CHAMPIONS



WYOMIA TYUS
60 Yds.

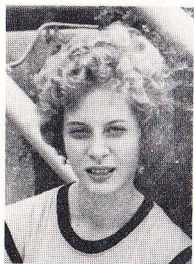


CHI CHENG
60 Y. H.



EDITH MCGUIRE
200 Yds.

1965 WOMEN'S INDOOR TRACK & FIELD CHAMPIONS



JANELL SMITH & NORMA HARRIS
Tied for 440 Yd. Dash



IOLANDA BALAS
High Jump



TAMARA PRESS
Shot Put



BARBARA FRIEDRICH
Basketball Throw




MARY RAND
Long Jump



640 Yd. Relay
TENN. STATE
(E. Crews, L. Dunn, E. McGuire,
W. Tyus)



JUNER BELLEW
Makes Indoor Team Championship
Presentation to Tenn. State



1060 Yd. Relay
MAYOR DALEY
YOUTH FOUNDATION
(N. Harris, C. Fumbanks, W. White,
M. Hodge)

NATIONAL AAU INDOORS WOMEN CHAMPIONSHIPS FEB. 19-20, 1965 AT MADISON SQUARE GARDEN

- 60-Yard Dash**—1. Wyomia Tyus, Tennessee State; 2. Debbie Thompson, Frederick (Md.) T.C.; 3. Edith McGuire, Tennessee State; 4. Barbara Ferrell, Los Angeles Mercurettes. Time—6.8.
- 60-Yard Hurdles**—1. Chi Cheng, Taiwan, Los Angeles Mercurettes; 2. Jeannie Wingerson, Toronto T.C.; 3. Tamara Davis, Frederic (Md.) T.C.; 4. Lois Johnson, Police Athletic League. Time—7.9.
- 200-Yard Dash**—1. Edith McGuire, Tennessee State, 21.9; 2. Debbie Thompson, Frederic (Md.) T.C.; 3. Barbara Ferrell, Los Angeles Mercurettes; 4. Patricia Kraft, Long Island Mercurettes. Time—21.9.
- 880-Yard Run**—1. Abby Hoffman, Toronto Olympic Club; 2. Antje Giechfield, Germany; 3. Mrs. Nagy Szabo, Hungary; 4. Marie Mulder, Will's Spikers, Sacramento, Calif. Time—2:11.8.
- 440-Yard Run**—1. Tie between Janell Smith, Fredonia, Kansas and Norma Harris, Mayor Daley Youth Foundation, Chicago; 3. Abby Hoffman, Toronto Olympic Club; 4. Pat Winslow, San Mateo, Calif. A.A. Time—56.5.
- 640-Yard Relay**—Tennessee State (Wyomia Tyus, Essie Crews, Lorraine Dunn, Edith McGuire); 2. Los Angeles Mercurettes; 3. Detroit T.C. Time—1:11.7.
- 1060-Yard Relay**—1. Mayor Daley Youth Foundation, Chicago (Caroline Fumbanks, 440; Willie White, 100; Mary Hodge, 220; Norma Harris, 300); 2. Police Athletic League, N. Y.; 3. Detroit T.C.; 4. Brooklyn Atoms. Time—2:14.
- High Jump**—1. Iolanda Balas, Rumania; 2. Eleanor Montgomery, Cleveland Rec. Dept.; 3. Frances Slaap, England; 4. Jaroslawa Bieda, Poland. Height—5.9.
- Long Jump**—1. Mrs. Mary Rand, England; 2. Chi Cheng, Taiwan, Los Angeles Mercurettes; 3. Martha Watson, Tennessee State; 4. Ingrid Becker, Germany. Distance—20.4.
- Shot Put**—1. Tamara Press, Soviet Union; 2. Lynn Graham, Los Angeles Mercurettes; 3. Sharon Sheppard, Mansfield (Ohio) Y.W.C.A.; 4. Jennifer Wingerson, Toronto T.C. Distance—20.4.
- Basketball Throw**—1. Barbara Friedrich, Spring Lake, N. J.; 2. Jean Sweeny, Ohio T.C.; 3. Louise Gerrish, Ann Arbor, Mich.; 4. Kay Johnson, Frederick (Md.) T.C. Distance—107.11.
- Team Standing**—1. Tennessee State, 20; 2. Los Angeles Mercurettes, 15; 3. tie between Mayor Daley Youth Foundation, Chicago and Frederick (Md.) T.&F. Club, 9; 5. tie between Police Athletic League, N. Y. and Detroit Track Club, 4.

NATIONAL A.A.U. WOMEN'S PENTATHLON CHAMPIONSHIP at Lafayette California, June 25, 1965

	80-M Hurdles		4-Kilo Shot Put		High Jump	Running Long Jump		200-M Dash		Total Points	
	Time	Pts.	Dist.	Pts.	Ht.	Pts.	Dist.	Pts.	Time	Pts.	
1. Pat Winslow San Mateo GAA	12.3	848	42-3/4	908	5-23/4	934	17-53/4	831	25.1	878	4399
2. Denise Paschal Laurel T.C., San Francisco, Calif.	11.6	948	36-21/4	788	5-05/8	880	17-83/4	849	27.1	755	4220
3. Cherrie Sherrard Laurel T.C. San Francisco, Calif.	11.3	995	38-77/8	840	4-85/8	768	15-9	701	26.0	843	4147
4. Janet Svendsen San Mateo GAA	13.3	723	29-51/4	635	4-85/8	768	14-111/4	637	27.8	702	3465

1965 NATIONAL AAU WOMEN'S OUTDOOR CHAMPIONS




WYOMIA TYUS
100 Yd.



EDITH MCGUIRE
220 Yd.



JANELL SMITH
440 Yd.




MARIE MULDER
880 Yd.
1500 M.




JENNIFER WINGERSON
200 M. H.



CHERRIE SHERRARD
100 M. H.



RaNAE BAIR
Javelin



LYNN GRAHAM
Discus - Shot

NATIONAL AAU WOMEN'S OUTDOOR CHAMPIONSHIPS
JULY 2-3, 1965
AT COLUMBUS, OHIO

100-Yard Dash—1. Wyomia Tyus, Tennessee State, 10.5; 2. Diana Wilson, Los Angeles Mercuresses, 10.8; 3. Marilyn White, L. A. Mercuresses, 11.0; 4. Willye White, Mayor Daley Y.F., Chicago, 11.1; 5. Debbie Thompson, Frederick T & F, Md., 11.3; 6. Chris Iverson, California Poly, 11.4.

220-Yard Dash—1. Edith McGuire, Tennessee State, 23.6; 2. Diana Wilson, L. A. Mercuresses, 24.1; 3. Barbara Ferrell, L. A. Mercuresses, 24.5; 4. Chris Iverson, Cal. Poly, 24.5; 5. Jenda Jones, Phoenix, Ariz., 24.7; 6. Janet Johnson, George Fox College, Oregon, 24.9.

440-Yard Run—1. Janell Smith, Fredonia, Kansas, 55.1; 2. Norma Harris, Mayor Daley Y.F., Chicago, 55.9; 3. Jarvis Scott, L. A. Mercuresses, 57.0; 5. Pat Clark, Brooklyn, N. Y., P.A.L., 57.4; 5. Myrtle Lowe, Oakland Oakettes, 57.7; 6. Caroline Fumbanks, Mayor Daley Y.F., Chicago, no time.

880-Yard Run—1. Marie Mulder, Will's Spiketees, Sacramento, Calif., 2:11.1; 2. Sandra Knott, Cleveland Recreation, 2:12.1; 3. Leah Ferris (Honolulu), 2:14.0; 4. Lori Schutt, Bloomington, Ill., 2:14.5; 5. Francie Kraker, Lavonia, Mich., Michigammas, 2:16.3; 6. Pat Noran, Crown City T.C., Pasadena, Calif., 2:20.1.

1965 NATIONAL AAU WOMEN'S OUTDOOR CHAMPIONS



ELEANOR MONTGOMERY
High Jump



WILLYE WHITE
Long Jump



PAT WINSLOW
Pentathlon

NATIONAL AAU GIRLS OUTDOOR CHAMPIONSHIPS

JULY 1-2, 1965

AT COLUMBUS, OHIO

1500-Meter Run—1. Marie Mulder, Will's Spikettes, Sacramento, Calif., 4:36.5; 2. Sandra Knott, Cleveland Recreation, 4:36.7; 3. Susie Byersdorfer, Will's Spikettes, Sacramento, Calif., 4:41.0; 4. Lori Schutt, Bloomington, Ill., 4:41.2; 5. Jerry Blalock, Will's Spikettes, Sacramento, Calif. 4:50.8; 6. Patricia Cole, Crown City T.C., 4:53.4.

100-Meter Hurdles—1. Cherrie Sherrard, Laurel T.C., San Francisco, 13.7; 2. Rosie Bonds, Riverside, Calif., 13.9; 3. Tammy Davis, Frederick T & F, Md., 14.0; 4. Jennifer Wingerson, Toronto, 14.1; 5. Violet Dunn, Hanford, Calif., 14.7; 6. Mamie Rallins, Mayor Daley Y.F., Chicago, fell and didn't finish.

200-Meter Hurdles—1. Jennifer Wingerson, Toronto, 27.5; 2. Mamie Rallins, Mayor Daley Y.F., Chicago, 27.7; 3. Denise Paschal, Laurel T.C., San Francisco, 28.5; 4. Laura Voss, Columbus, Ohio, T.C., 28.6; 5. Linda Crowder, Oakland Oakettes, 28.9; 6. Janet Penn, Santa Ynez, Calif., 29.6.

440-Yard Relay—1. Tennessee State B team (Matline Render, Calanthia Rallings, Evelyn Harvey, Wyoming Tyus), 46.5; 2. Tennessee State A team, 46.5; 3. L. A. Mercuertes, 46.6; 4. Topeka, Kansas, Cosmos, 48.8; 5. Long Island Mercuertes, 48.8; 6. Ohio T.C., 49.0.

880-Yard Relay—1. Cleveland Recreation (Gloria Woods, Debbie McDonald, Nathalie Allen, Madeline Manning), 1:43.9; 2. Mayor Daley Y.F., Chicago, 1:44.2; 3. L. A. Mercuertes, 1:44.5; 4. Will's Spikettes, Sacramento, Calif., 1:47.2; 5. Tennessee State, 1:48.2; 6. Ohio T.C., 1:48.7.

High Jump—1. Eleanor Montgomery, Cleveland Recreation, 5-7; 2. Estelle Baskerville, Tennessee State, 5-6; 3. Sarah Cantrell, Tennessee State, 5-3; 4. Frazetta Parham, Isleton, Calif., 5-2; 5. Denise Parker, San Diego, Calif., 5-1; 6. Judy Miller, Ozark T.C., St. Louis, Mo., 5-1.

Long Jump — 1. Willye White, Mayor Daley Y.F., Chicago, 20-5½; 2. Sonia Guss, Tennessee State, 19-3¾; 3. Bethe McBride, Liberty A.C., Lexington, Mass., 19-3½; 4. Calanthia Rallings, Tennessee State, 19-1¾; 5. Martha Watson, Tennessee State, 18-6½; 6. Denise Paschal, Laurel T.C., San Francisco, 17-6½.

Discus Throw—1. Lynn Graham, L. A. Mercuertes, 157-9; 2. Cynthia Wyatt, Buffalo, N. Y., 152-3; 3. Carol Moseke, Lincoln, Neb., Roadrunners, 150-2½; 4. Nancy Norberg, Palo Alto, Calif. 148-7½; 5. Melody McCarthy, Cleveland, 144-½; 6. Helen Thayer, New Zealand, 144-0.

Four-Kilo Shot Put—1. Lynn Graham, L. A. Mercuertes, 47-7; 2. Cynthia Wyatt, Buffalo, 43-11; 3. Carol Moseke, Lincoln, Neb., Roadrunners, 42-11¼; 4. Joan Whitehead, Indian T.C., N. J., 42-1½; 5. Maren Seidler, Atlanta, Ga., 41-3¾; 6. Janice Nay, San Mateo, Calif., 39-9¼.

Javelin Throw—1. RaNae Bair San Diego T.C., 175-½; 2. Lurline Hamilton, Louisiana State, 160-6; 3. Virginia Husted, Falcon T.C., Washington, 160-0; 4. Baba Brandin, Crown City T.C., 145-1; 5. Louise Gerrish, Lavonia Mich. Michgammes, 142-9½; 6. Linda Haverlatton, Crown City T.C., 137-7.

Team Scoring—Tennessee State, 68; Los Angeles Mercuertes, 66; Mayor Daley Y.F., Chicago, 39; Cleveland Recreation Division, 36; Will's Spikettes, Sacramento, Calif., 34.

50-Yard Dash—1. Debbie Thompson, Frederick, Md., 5.9; 2. Dorothy Myles, Tennessee State, 6.0; 3. Barbara Ferrell, Los Angeles Mercuertes, 6.1; 4. Shirley Lenyou, San Diego, Calif., 6.1; 5. Judy Dyer, Topeka, Kan., 6.1; 6. Barbara Sowden Delaware, 6.2.

100-Yard Dash—1. Debbie Thompson, Frederick, Md., 10.7; 2. Jenda Jones, Phoenix, Ariz., 10.8; 3. Dorothy Myles, Tennessee State, 10.8; 4. Kathy Corwin, Long Island Mercuertes, 11.1; 5. Iris Davis, Tennessee State, 11.2; 6. Shirley Lenyou, San Diego, 11.2.

220-Yard Dash—1. Jenda Jones, Phoenix, Ariz., 24.5; 2. Barbara Ferrell, L. A. Mercuertes, 3. Dixie Haywood, Oakland Oakettes, 25.5; 4. Sandra Hays, Roberts Dairy Runners, 25.5; 5. Linda Gibbs, Castleberry, Tex., 25.7; 6. Marilyn King, Long Island Mercuertes, 25.8.

440-Yard Run—1. Madeline Manning, Cleveland, 55.4; 2. Dino Lowery, Sacramento Spikettes, 56.8; 3. Donniss White, L. A. Mercuertes, 57.4; 4. Donna Jackson, Westport, Conn., 58.1; 5. Evelyn Hamilton, Oakland Oakettes, 58.5; 6. Mary Kane, Castleberry, Tex., 60.6.

880-Yard Run—1. Cathy Catlin, Sacramento, Calif., Spikettes, 2:14.6; 2. Susie Byersdorfer, Sacramento Spikettes, 2:16.3; 3. Pat Cole, Crown City, Calif., 2:19.4; 4. Jerry Blalock, Sacramento Spikettes, 2:19.5; 5. Joan Scarborough, Sacramento Spikettes, 2:21.0; 6. Christy Smallwood, Frederick, Md., 2:22.8.

50-Yard Hurdles—1. LaVera Jordan, Topeka, Kan., 6.8; 2. Ginger Smith, Delaware, 7.1; 3. Denise Paschal, Laurel T.C., San Francisco, 7.1; 4. Connie Peterson, Kalispell, Mont., 7.2; 5. Dana Fricke, Crown City Calif. 7.3; 6. Bethe McBride, Liberty A.C., Lexington, Mass., 7.3.

440-Yard Relay—1. Detroit T.C. (Carolyn Coleman, Deborah Babridge, Gloria Gaines, Linda White), 49.5; 2. Frederick, Md., 49.5; 3. Philadelphia, 50.3; 4. Ohio T.C., 50.4; 5. Delaware T.C., 50.6; 6. Mississippi T.C., 51.9.

880-Yard Relay—1. Atoms T.C., New York (Lucia Rusty, Wanda Birchette, Tina Douglas, Sandra Lee), 1:43.2; 2. Cleveland Recreation, 1:44.5; 3. Detroit T.C., 1:44.7; 4. Ohio T.C., 1:45.1; 5. Sacramento Spikettes, 1:46.2; 6. Ozark T.S., St. Louis, 1:47.3.

Discus Throw—1. Lynn Graham, L. A. Mercuertes, 146-½; 2. Virginia Dearing, Santa Ynez, Calif., 132-2½; 3. Toni Riddle, San Diego, 127-0; 4. Shirley McCondichie, Mayor Daley Y.F., Chicago, 117-7½; 5. Janice Ann Nay, San Mateo, Calif., 116-3½; 6. Rane Kletchka, Roberts Roadrunners, Neb., 113-10.

Long Jump—1. Bethe McBride, Liberty A.C., Lexington, Mass., 18-7½; 2. Denise Paschal, Laurel T.C., San Francisco, 18-3¾; 3. Barbara Emerson, Crown City, Calif., 18-3¼; 4. Jan Svendsen, San Mateo, Calif., 17-11; 5. Franzetta Parham, Isleton, Calif., 17-10½; 6. Lynn Grape, Columbus, Neb., 17-8½.

Shot Put—1. Lynn Graham, L. A. Mercuertes, 48-11; 2. Maren Seidler, Atlanta, Ga., 43-5¾; 3. Ruth Sackett, unat., 42-¾; 4. Shirley McCondichie, Mayor Daley Y.F., Chicago, 41-1¼; 5. Babs Brandin, Crown City, Calif., 39-11¼; 6. Janice Ann Nay, San Mateo, Calif., 39-¼.

High Jump—1. Denise Paschal Laurel T.C., San Francisco, 5-3; 2. Franzetta Parham, Isleton, Calif., 5-3; 3. Connie Peterson, Kalispell, Mont., 5-0; 4. Judy Miller, Okarz T.C., St. Louis 4-10; 5. Jacqueline Benjamin, Tennessee State, 4-10; 6. Susan Tekt, Westport, Conn., and Julie Farr, Ohio T.C., 4-10.

Javelin Throw—1. Louise Gerrish, Southeastern Michigammes, 141-10½; 2. Babs Brandin, Crown City, Calif., 137-1; 3. Jean Sweeney, Ohio T.C., 136-4; 4. Elinor Slack, San Mateo, Calif., 133-1½; 5. Toni Riddle San Diego, 125-4; 6. Sandra Clapp, Ohio T.C., 121-9.

Team Score: 1. L.A. Mercuertes, 40; 2. Will's Spikettes, 34; 3. Frederick Track Club, 29; 4. Laurel A.C., 24; 5. Crown City, 24; 6. Tenn State, 18; 7. Cleveland Rec. Div., 18; Detroit, 16; 9. Ohio T.C., 15½; 10. Adams, 13; San Diego, 13.

JUNIOR NATIONAL A.A.U. WOMEN'S OUTDOOR TRACK AND FIELD CHAMPIONSHIPS at Monmouth, Oregon, August 28, 1965

- 100-Meter Dash**—11.9—1. Evelyn Hamilton, Oakettes; 2. Regina Wade, Ft. Worth TC, 12.0; 3. Shirley Emery, Oakettes, 12.1; 4. Shirley Lenyoun, San Diego TC, 12.5; 5. Kandy Kane, S.O.C., 12.2; 6. Connie Servo, S.O.C., 12.2.
- 200-Meter Dash**—26.2—1. Linda Crowder, Oakettes; 2. Jenny Lowe, Oakettes, 26.3; 3. Willie Punch, Ft. Worth TC, 26.4; 4. Linda Cooper S.O.C., 26.7; 5. Shirley Lenyoun, San Diego TC, 26.9; 6. Debbie Boteler, Ft. Worth TC, 27.2.
- 400-Meter Run**—58.6—1. Dolores Stoneback, S.O.C.; 2. Sharon Withers, Ft. Worth TC, 59.7; 3. Pat Van Wolvelaere, Angels TC, 1:00; 4. Donniss White, Mercuresses, 1:01.0; 5. Panda Fitzpatrick, Spikettes, 1:02.3; 6. Jenny Lowe, Oakettes, 1:03.8.
- 800-Meter Run**—2:18.1—1. Susie Byersdorfer, Spikettes; 2. Violet Tittler, Richmond TC, 2:18.1; 3. Cindy Burns, S.O.C., 2:21.6; 4. Pat Engberg, Falcon TC, 2:22.7; 5. Linda Mayfield, Unat.-Cave Jct., 2:23.5; 6. Jerry Blalock, Spikettes, 2:24.1.
- 100-Meter Hurdles**—14.5—1. Violet Dunn, Unat.; 2. Linda Crowder, Oakettes, 14.6; 3. Patricia McBurney, S.O.C., 15.5; 4. Virginia Husted, Falcon TC, 15.6; 5. Marie Spowage, Richard TC, 17.2.
- 400-Meter Relay**—50.4—1. Oakettes (J. Lowe, E. Hamilton, P. Lee, S. Emery); 2. Ft. Worth, 51.2; 3. SOC "A", 51.3; 4. Central TC, 54.6.
- 1500-Meter Run**—5:07.8—1. Susie Byersdorfer, Spikettes; 2. Pat Mills, Richmond TC, 5:08.0; 3. Carol Hughes, Spikettes, 5:08.2; 4. Jerry Blalock, Spikettes, 5:12.0; 5. Joan Scarborough, Spikettes, 5:13.8; 6. Joan Schwald, S.O.C., 5:16.4.
- 800-Meter Medley Relay**—1:51.5—1. S.O.C. "A" (C. Burns, L. Cooper, K. Kane, D. Stoneback); 2. Oakettes, 1:53.6; 3. Ft. Worth TC, 1:55.6; 4. Falcon TC, 1:57.6; 5. Spikettes, 2:03.0; 6. Angels TC, 2:03.4.
- High Jump**—5-2¼—1. Dolores Stoneback, S.O.C.; 2. Cylia Rico, Laurel TC, 4-10; 3. Bonnie Brown, Unat.-Grants Pass, 4-8; 4. Mary Ness, S.O.C., 4-6; 5. Linda Mayfield, Unat.-Cave Jct., 4-6.
- Long Jump**—16-5½—1. Cylia Rico, Laurel TC; 2. Marie Spowage, Richmond TC, 16-4½; 3. Patricia McBurney, S.O.C., 15-1; 4. Gloria Luders, S.O.C., 14-11½; 5. Karen Cady, Spikettes, 14-8¼; 6. Carol Whipple, Unat.-Drain, Ore., 14-5½.
- Javelin**—136-4½—1. Joyce Humbel, Tacoma TC; 2. Michele Nance, Spikettes; 3. Elinor Slack, San Mateo GAA; 4. Sally Lockyear, Unat.-Portland; 5. Carol Hughes, Spikettes; 6. Robin Besk, S.O.C.; 7. Susan Eiquihau, Flanagan's Clan.
- 4-Kilo Shot**—35-11¾—1. Janice Nay, San Mateo City GAA; 2. Pauline Conwell, Angels TC, 35-9¾; 3. Michele Nance, Spikettes, 35-2; 4. Melissa Corum, Unat., 34-¾; 5. Janice Lowe, Oakettes, 31-6¼; 6. Beth Smith, Unat.-Springfield, 30-1.
- Discus**—140-5—1. Helen Thayer, Unat.; 2. Gayle Davis, Falcon TC, 129-9; 3. Janis Nay, San Mateo City GAA, 114-8; 4. Virginia Husted, Falcon TC, 107-2½; 5. Beth Smith, Unat.-Springfield, 106-5; 6. Pauline Conwell, Angels TC, 94-4½.
- Team Scoring:** Seattle Olympic Club 72, Oakettes 63, Will's Spikettes 55, Ft. Worth TC 36, Richmond TC 26, Falcon TC 24, San Mateo City GAA 22, Laurel TC 18, Angels TC 15, Tacoma TC 10, San Diego TC 6, Mercuresses 4, Central TC 4.

A.A.U. DISTRICT ASSOCIATION WOMEN'S TRACK AND FIELD CHAMPIONSHIP

	Cent. Calif.	Metropolitan	Niagara	Mid-Atlantic
50 Yds.	Robinson, 6.3			
75 Yds.				
100 Yds.	Luxsemburg, 11.9	Reynolds, 12.7*	Smith, 11.8	Souden, 11.7
220 Yds.	Norcross, 26.5	Kraft, 26.0*	Smith, 26.8	Pyett, 26.4
440 Yds.	Kirchert, 66.5	Clark, 60.7*	Koch, 63.3	Camp 59.4
880 Yds.		McIntyre, 2:23.0*	Chapman, 2:36.3	Camp, 2:28.8
80 Meter H.		Johnson, 14.7**	Ried, 14:0	Smith, 12.2
Shot Put	Enos, 36'5½"	Bruno, 3'7"	Stutts, 30'1½"	Washington, 39'7½"
Long Jump	Neal, 16'5½"	Costanza, 16'8½"	Kinkel, 16'1½"	Sargent, 16'8¾"
Discus Throw	Pruett, 113'2"	Kaufman, 95'9¾"	Vickers, 99'2"	Washington, 122'4½"
High Jump	Vieira, 4'10¼"	Clark, 5'1"	Smith, 4'8"	Robinson, 5'2¼"
Javelin	Betzold, 83'4½"	Kaufman, 107'¾"		Arcari, 104'
1500 m				

	Mo. Valley	Montana	New Engl.	Pacific Assoc.
50 Yds.		Hensleigh, 6.5	Pitts, 6:1	
75 Yds.				
100 Yds.	Jordan, 11.1	Riedel, 12.1	McBride, 11.5	Sherrard, 10.9
220 Yds.	Schramm, 26.0	Blanco, 28.4	Jordan, 25.6	Crowder, 25.8
440 Yds.	Lanagan, 1:05.5	McLaughlin, 65.8	Steers, 60.7	Lowrey, 57.4
880 Yds.	Carey, 2:26.2	McLaughlin, 2:36.9	Steers, 2:30	Mulder, 2:12.4
80 Meter H.		Wirtz, 12.6	McBride, 12:5	Sherrard, 13.7**
Shot Put	Stiles, 37'8¾"	Putman, 38'1½"	Drew, 42'4"	Wallin, 38.9¼
Long Jump	Dyer, 17'8"		McBride, 19'0"	Rice, 19'3¾"
Discus Throw		Lauckner, 100'0"	Drew, 123'4"	Norberg, 152'2½"
High Jump	Werbin, 4'7½"	Johansen, 4'8"	Fugarazzo, 4'9½"	Rice, 5'4"
Javelin	Smith, 120'11"	Putman, 121'0"	Backus, 116'5"	Slack, 132'5½"
1500 m				Byersdorfer, 4:46.9

*meters

**100 m Hurdles

WOMEN'S INTERNATIONAL TRACK AND FIELD—INDOOR
U.S.A. versus Great Britain

April 3-4, 1965

At London, England

60 Yard Dash—1. Barbara Ferrell (USA) 7.0; 2. Elizabeth Gill (GB) 7.1; 3. Maureen Tranter (GB); 4. Marilyn White (USA) 7.1.

60 Yard H.—1. Tammy Davis (USA) 8.0; 2. Mary Peters (GB) 8.3; 3. Lois Johnson (USA) 8.3; Maxine Botley (GB) disq. for 2 false starts.

600 Yard Run—1. Janell Smith (USA) 1:25.2; 2. Mary Campbell (GB) 1:25.5; 3. Mary Hodson (GB) 1:26.5; 4. Norma Harris (USA) 1:28.0.

High Jump—1. Pat Winslow (USA) 5-6; 2. Frances Slaap (GB) 5-6; 3. Dorothy Shirley (GB) 5-4; 4. Kay Johnson (USA) 5-0.

Long Jump—1. Mary Rand (GB) 20-½; 2. Willye White (USA) 19-10½; 3. Maureen Tranter (GB) 18-4¼; 4. Betty Holmes (USA) 18-2.

Shot Put—1. Lynn Graham (USA) 49-7; 2. Mary Peters (GB) 49-¼; 3. Sharon Sheppard (USA) 44-7; 4. Brenda Bedford (GB) 47-0.

4 x 1 Lap Relay—1. GB (Elizabeth Gill, Elizabeth Parsons, Maureen Tranter, Daphne Arden) 66.8; 2. USA (Gladys Reynolds, Valerie Carter, Barbara Ferrell, Marilyn White) 66.9.

Score: USA 38½, GB 33½.

USA vs. West Germany

April 7-8, 1965

At Berlin, West Germany

60-Yard Hurdles—Inge Schell (WG). 7.5; Tammy Davis (USA), 7.5; Renate Balck (WG), 7.7; Lois Johnson (USA), 8.1

60-Yard Dash—Barbara Ferrell (USA), 6.7; Hannelore Swienty (WG), 6.8; Gladys Reynolds (USA), 6.9; Dorothee Sander (WG), 6.9.

400 Meter Dash—Janell Smith (USA), 54.0; Norma Harris (USA), 55.1; Uta Hemprich (WG), 55.7; Reinhilde Nietmann (WG), 55.7.

High Jump—Pat Winslow (USA), 5-4½; Ilija Hans (WG), 5-3; Friderun Valk (WG), 5-3; Kay Johnson (USA), 4-11.

Shotput—Marlene Klein (WG), 52-2; Lynn Graham (USA), 49-1½; Liesel Westermann (WG), 48-3½; Sharon Sheppard (USA), 44-9¾.

4 x 1 Lap Relay—1. W. Germany (Rybakowski, Swienty, Pollmann, Roggenkamp), 1:33.4; 2. USA (Ferrel, Smith, Harris, White), 1:35.6.

60 Yard Hurdles—Tammy Davis (USA), 7.6; Inge Schell (WG), 7.7; Renate Balck (WG), 7.8; Lois Johnson (USA), 8.1.

60 Yard Dash—Marilyn White (USA), 6.8; Barbara Ferrell (USA), 6.8; Hannelore Swienty (WG), 6.9; Dorothee Sander (WG), 7.0.

Long Jump—Willye White (USA), 20-6¾; Helga Hoffmann (WG), 20-5¼; Dorothee Sander (WG), 19-2; Betty Holmes (USA), 18-3.

800 Meter—Antje Gleichfeld (WG), 2:07.1; Marie Mulder (USA), 2:08.3; Sandra Knott (USA), 2:10.9; Christa Luczak (WG), 2:13.6.

4 x 1 Lap Relay—1. USA (Smith, Harris, Davis, White), 1:31.1; W. Germany (Nietmann, Hemprich, Pollmann, Roggenkamp), 1:33.2.

Score: U.S.A. 61; W. Germany 52.

The 60 Yard Dash, 60 Yard Hurdles and 4x1 Lap Relay were contested on both days.

WOMEN'S INTERNATIONAL TRACK AND FIELD—
OUTDOORS

U.S.A. versus Russia

July 31 - August 1, 1965

at Kiev, USSR

100 Meter Dash—11.1—Wyomia Tyus (USA); 2. Edith McGuire (USA), 11.4; 3. Tatyana Talisheva (USSR), 11.6; 4. Galina Mitrokhina (USSR), 11.7.

200 Meter Dash—23.1—Edith McGuire (USA); 2. Wyomia Tyus (USA), 23.3; 3. Vera Popova (USSR), 23.5; 4. Lydmila Samotsova (USS), 23.8.

800 Meter Run—2:06.4—Tamara Dmitriyeva (USSR); 2. Marie Mulder (USA), 2:07.3; 3. Soya Skobtseva (USSR), 2:07.5; 4. Sandra Knott (USA), 2:11.4.

80 Meter Hurdles—10.5—1. Irina Press (USSR); 2. Galina Bystrova (USSR), 10.7; 3. Rosie Bonds (USA), 10.9; 4. Cherrie Sherrard (USA), 10.9.

400 Meter Relay—44.4—USA (W. White, E. McGuire, D. Wilson, W. Tyus), 2. USSR 44.5.

Long Jump—22-¼—Tatvana Schelkanova (USSR); 2. Tatvana Talisheva (USSR), 21-¼; 3. Willye White (USA), 20-8; 4. Sonia Guss (USA), 18-11½.

Discus—186-2½—Tamara Press (USSR); 2. Yevgenia Kuznetsova (USSR), 177-3½; 3. Cynthia Wyatt (USA), 140-5; 4. Lynn Graham (USA), 139-9.

Shot Put—60-7—Tamara Press (USSR); 2. Nadzhda Chivhova (USSR), 55-2; 3. Lynn Graham (USA) 50-1; 4. Cynthia Wyatt (USA), 45-11.

Javelin—184-9—Valentina Popova (USSR); 2. Yelena Gorchakova (USSR), 183-9; 3. RaNae Bair (USA), 171-9; 4. Lurline Hamilton (USA), 147-0.

High Jump—5-8—Taisia Chenchik (USSR); 2. (tie) Eleanor Montgomery (USA), and Galina Kostekno (USSR), 5-8; 4. Estella Baskerville (USA), 5-5.

Score: U.S.S.R., 63½; United States, 43½.

U.S.A. versus Poland

August 7-8, 1965

Warsaw, Poland

100 Meter Dash—11.4—Irena Kirszenstein (P); 2. Wyomia Tyus (USA), 11.5; 3. Ewa Klobukowska (P), 11.6; 4. Diana Wilson (USA), 11.7.

200 Meter Dash—22.7—Irena Kirszenstein (P), 22.7; 2. Ewa Klobukowska (P), 23.0; 3. Edith McGuire (USA), 23.7; 4. Wyomia Tyus (USA), 23.8.

400 Meter Dash—53.7—Janell Smith (USA); 2. Madeline Manning (USA), 54.5; 3. Celyna Gerwinova (P), 55.7; 4. Grazyna Chodorek (P), 56.3.

800 Meter Run—2:10.2—Marie Mulder (USA); 2. Sandra Knott (USA), 2:10.4; 3. Teresa Jedrak (P), 2:10.9; 4. Danuta Sobieska, 2:11.0.

80 Meter Hurdles—10.8—Cherrie Sherrard (USA); 2. Tammy Davis (USA), 10.9; 3. Teresa Ciepla (P), 10.9; 4. Elizabeth Bednarek (P), 11.2.

400 Meter Relay—44.2—1. Poland; 2. USA (Willye White, Edith McGuire, Diana Wilson, Wyomia Tyus).

High Jump—5-7—Eleanor Montgomery (USA); 2. Jaroslawa Bieda (P), 5-7; 3. Maria Zielinska (P), 5-5; 4. Estella Baskerville (USA).

Long Jump—20-8¾—Irena Kirzenstein (P); 2. Willye White (USA), 20-5¾; 3. Miroslawa Salacinska (P), 19-7½; 4. Sonia Guss, 18-9½.

Shot Put—50-3½—Lynn Graham; 2. Cynthia Wyatt, 46-7¾; 3. Stefania Kiewien (P), 46-1; 4. Eugenia Ciarkowska (P), 45-8½.

Discus—168-5—Zyta Moiek (P); 2. Kazimiera Rykowska (P), 167-2; 3. Cynthia Wyatt, 155-3; 4. Carol Moseke (USA), 151-10.

Javelin—184-11½—RaNae Bair; 2. Daniela Tarkowska (P), 160-3½; 3. Lecyna Krawcewicz (P), 158-5; 4. Lurline Hamilton, 151-5½.


Score: U.S.A., 59; Poland, 57.

U.S.A. versus West Germany

August 13, 1965

at Munich, West Germany

- 100 Meter Dash**—11.4—Wyomia Tyus (USA); 2. Edith McGuire (USA), 11.5; 3. Erika Pallmann (WG), 11.9; 4. Renate Meyer-Rose (WG), 12.0.
- 200 Meter Dash**—23.1—Edith McGuire (USA); 2. Wyomia Tyus (USA), 24.0; 3. Kirsten Roggenkamp (WG), 24.2; 4. Hannelore Swienty (WG), 24.5.
- 400 Meter Dash**—54.0—Janell Smith (USA); 2. Madeline Manning (USA), 54.6; 3. Reinhilde Nielman (WG), 55.6; Heidemarie Ziratzki (WG), 56.6.
- 800 Meter Run**—2:09.5—Antje Gleichfeld (WG); 2. Sandra Knott (USA), 2:10; 3. Gerlinde Haefner (WG), 2:11.3; 4. Marie Mulder (USA), 2:15.2.
- 400 Meter Relay**—44.9—USA (W. White, E. McGuire, D. Wilson, W. Tyus); 2. West Germany, 46.1.
- 80 Meter Hurdles**—10.7—Inge Schell, (WG); 2. Cherrie Sherrard (USA), 10.8; 3. Tammy Davis (USA), 11.0; 4. Renate Balck (WG), 11.1.
- Long Jump**—21-1½—Willie White (USA); 2. Helga Hoffman (WG), 20-5; 3. Ulla Whitmann (WG), 20-3; 4. Sonia Guss (USA), 18-6¾.
- High Jump**—5-5¾—Eleanor Montgomery (USA); 2. Ilia Hans (WG), 5-4½; 3. Marlene Schmitz-Porz (WG), 5-3; 4. Estella Baskerville (USA), 5-3.
- Javelin**—178-3—RaNae Bair (USA); 2. Anneliese Gerhards (WG), 172-3; 3. Amelie Koloska-Isermeyer (WG), 170-5; 4. Lurline Hamilton (USA), 149-11.
- Shot Put**—53-9¾—Marlene Klein (WG); 2. Gertrud Schaefer (WG), 53-1½; 3. Lynn Graham (USA), 48-7½; 4. Cynthia Wyatt (USA), 45-8.
- Discus**—175-9—Liesl Westermann (WG); 2. Krimhild Hausman-Limberg (WG), 174-11; 3. Cynthia Wyatt (USA), 150-11½; 4. Lynn Graham (USA), 142-9.
- Score:** U.S.A., 62; West Germany, 55.



LIFE-TIME

Maintenance Free ALUMINUM TRACK EQUIPMENT for your Permanent Hard Surface Runways and Track

Selected for the Nation's Big Meets

- NCAA Championships
- USSR-USA MEET
- AAU Championships


Write for Catalog—New Exciting Track Items

ALUMINUM ATHLETIC EQUIPMENT CO.
BOX 145, WYNNEWOOD, PENNSYLVANIA


1965 Womens Track & Field Team arrives at Moscow airport




Outstanding International Performers



WYOMIA TYUS
equals 100 meters
world mark in Kiev



MARIE MULDER
wins 800 M in Warsaw



USA 4 x 100 M Relay Team



RaNAE BAIR
won Javelin in Polish and
West Germany meet

WOMEN'S AND GIRLS' TRACK AND FIELD TOP PERFORMANCES IN 1965

Compiled by National Women's Record Committee

Women's Division

Track Events

- 100 Yards**—10.3 Wyomia Tyus, July 17; 10.5 Debbie Thompson, March 10; 10.6 Edith McGuire, June 12; 10.7 Rosie Bonds May 16 and Gladys Reynolds, July 3.
- 100 Meters**—11.1 Wyomia Tyus, July 31; 11.4 Edith McGuire, July 31; 11.5 Debbie Thompson, April 17; 11.7 Chi Cheng, June 20 and Diana Wilson, August 6.
- 220 Yards**—23.6 Edith McGuire, June 10; 23.8 Wyomia Tyus, June 12; 24.1 Diana Wilson, July 3; 24.3 Debbie Thompson, March 10, and Marilyn White, July 17.
- 200 Meters**—23.1 Edith McGuire, August 1; 23.2 Wyomia Tyus; August 1; 24.2 Debbie Thompson, April 18; 25.0 Jenda Jones, April 18 and Chris Iverson, June 20.
- 440 Yards**—54.3 Janell Smith, June 19; 54.5 Madeline Manning, July 23; Norma Harris, July 6; 57.0 Jarvis Scott, July 3; Cecilia Carter, July 30.
- 400 Meters**—53.7 Janell Smith, August 6; 54.5 Madeline Manning, August 6; 58.6 Delores Stoneback, August 28; 58.9 Dino Lowrey, June 20; 59.0 Marie Mulder, June 20.
- 880 Yards**—2:10.2 Marie Mulder, June 26; 2:10.4 Leah Ferris, June 26; 2:11.8 Roberta Picco, July 30; Sandra Knott, June 12; 2:12.6 Francie Kraker.
- 800 Meters**—2:07.3 Marie Mulder, July 31; 2:10.2 Sandra Knott, August 10; 2:17.9 Sue Byersdorfer, June 20; 2:18.1 Violet Tittler, August 28.
- 80 Meter Hurdles**—10.8 Chi Cheng, July 17, and Cherrie Sherrard, August 6; 10.9 Tammy Davis, April 13, and Rosie Bonds, August 1; 11.0 Cathy Chapman, July 13.
- 200-Meter Hurdles**—27.6 Mamie Rallins, July 2; 28.5 Denise Paschal, July 2; 28.6 Laura Voss, July 2; 28.9 Linda Crowder, July 2.

Field Events


- High Jump**—5-8 Eleanor Montgomery, July 31; 5-7 Denise Parker, May 15; 5-6 Pat Winslow, May 8; 5-6 Estelle Baskerville, July 2; 5-6 Susan Nigh, June 26.
- Long Jump**—21-1½ Willye White, August 10; 19-3¾ Cylia Rico, June 12; 19-¾ Sonia Guss, July 2; 19-3½ Bethe McBride, July 2; 19-2½ Chi Cheng, June 20.
- 4-Kilo Shot Put**—51-1 Nancy McCredie, 50-3½ Lynn Graham, August 6; 46-7¾ Cynthia Wyatt, August 6; 44-9¾ Jay Dahlgren, August 21; 42-11¼ Carol Moseke, July 2.
- Discus Throw**—157-9 Lynn Graham, July 3; 157-2 Nancy McCredie, June 26; 156-1 Nancy Norberg, June 20; 155-3 Cynthia Wyatt, August 6; 151-10 Carol Moseke, August 6.
- Pentathlon**—4399 Pat Winslow, June 25; 4220 Denise Paschal, June 25; 4210 Cherrie Sherrard; 3465 Janet Svendsen; 3311 Jane Frederick.

Girls' Division Track Events

- 50 Yards**—5.8 Barbara Ferrell, July 1; 5.9 Linda Bradshaw, March 27; 5.9 Debbie Thompson, July 1; 6.0 Cassandra Brooks, May 1; 6.0 Carolyn Coleman, July 1.
- 100 Yards**—10.7 Debbie Thompson, July 1; 10.8 Jenda Jones, July 1; 10.8 Dorothy Myles, July 1; 10.9 Kathy Corwin, July 1; 11.0 Barbara Ferrell, March 21.
- 220 Yards**—24.5 Jenda Jones, July 2; 24.7 Barbara Ferrell, July 2; 25.0 Dixie Haywood, July 2; 25.2 Pernetta Glenn, June 6; 25.4 Dino Lowrey, March 27.
- 440 Yards**—55.4 Madeline Manning, July 2; 56.8 Dino Lowrey, July 2; 57.1 Cathy Catlin, March 2; 57.4 Donniss White, July; 58.1 Donna Jackson, July.
- 880 Yards**—2:11.4 Marie Mulder, April 17; 2:14.6 Cathy Catlin, July 2; 2:15.5 Sue Byersdorfer, April 17; 2:15.5 Pat Cole, June 26; 2:15.6 Roberta Picco, July 24.
- 50-Yard Hurdles**—6.6 Tammy Davis, July 2; 6.7 Linda Crowder, June 5; 6.8 Violet Dunn, May 11; 6.8 LaVera Jordan, July 2; 6.9 Marie Palmer, May 15.

Field Events

- High Jump**—5-4 Denise Paschal, June 5; 5-4 Susan Nigh, July 24; 5-3 Jana Lundy, June 27; 5-2½ Connie Patterson, June 29; 5-2 A. Verdun, July 24.
- Long Jump**—19-7½ Bethe McBride, July 2; 19-¾ Denise Paschal, June 20; 18-8¾ Ordelia Smith, June 26; 18-5½ Franzetta Parham, June 20; 18-4½ Cylia Rico, June 5.
- 8-lb. Shot Put**—51-5 Lynn Graham, March 21, 44-1½ Ruth Sackett, May 22; 43-5¾ Maren Seidler, July 2; 41-6½ Babs Brandin, March 14; 41-1¼ Shirley McCondichie, July 2.
- Discus Throw**—146-½ Lynn Graham, June 26; 132-2½ Virginia Dearing, July 2; 130-5½ Toni Riddle, May 15; 120-9 Jonis Nay, June 20; 118-18½ Elinor Slack, June 5.
- Javelin Throw**—155-6 Louise Gerrish, July 10; 146-9½ Babs Brandin, March 21; 144-1¾ Linda Haverlotion, March 21; 136-4 Jean Sweeney, July 2; 134-3 Bayda Shelton, July 25.



Herb Stockman National Chairman Girls Age Group


NATIONAL RESULTS A.A.U. GIRLS' AGE GROUP TRACK AND FIELD 9 and Under

- 50 Yards**—6.9 1. Robin Jackson, Ozark; 2. Nancy Morehead, Pacific, 7.0; 3. Kendra Johnson, Central, 7.1; 4. Tie between Sabrina Thompson, Central, and Selita Monroe, Ozark, 7.2.
- 75 Yards**—11.0—1. Debbie Pisapio, Arizona; 2. Tie between Debbie Monk, Arizona and Georgine McConaha, Arizona, 11.1; 4. Julie Rusing, Arizona, 11.2; Deana Tyree, Montana, 11.3.
- 100 Yards**—14.3—1. Nancy Morehead, Pacific; 2. Fritz Winje, Pacific, 14.9; 3. Helen Ferguson, Pacific, 15.0; 4. Sharon Turrentine, Pacific, 15.2; 5. Carol Hyrkas, Pacific, 15.6.
- 200 Yard Pursuit Relay**—32.9—1. Arizona (C. Day, D. Pisapio, D. Monk, K. Goodin); 2. Tie between Montana and Ozark, 33.5; 4. Pacific, 33.6; 5. Pacific, 33.7.
- High Jump**—3-3—1. Roxie Graham, Montana; 2. Kathryn Roberts, Montana, 3-1; 3. Ronnele Ryan, Pacific, 3-¼; 4. Tie between Susan Riddle, Montana, Trudy Wyman, Montana, and Deora Wilson, Montana, 3-0.
- Long Jump**—12-9½—1. Robin Jackson, Ozark; 2. Karen Liebermann, Metropolitan, 12-7½; 3. Nancy Morehead, Pacific, 12-6; 4. Nancy Blentlinger, Ozark, 12-½; 5. Greta Ausler, Ozark, 11-9.
- Baseball Throw**—115-4—1. Fritz Winje, Pacific; 2. Denise Willis, Arizona, 104-1; 3. Linda Gonzales, Arizona, 102-2¼; 4. Ronnele Ryan, Pacific 97-4; 5. Willetta Marshall, Pacific, 93-6.

10-11

- 50 Yards**—6.4—1. Terry Schmidt, Rocky Mtn.; 2. Tie between Jennifer Hughes, Rocky Mtn., Linda Newton, Central Calif., and Mary Turner, Central Calif., 6.6; 5. Tie between Robin Roush, Central Calif., Vivian Hurd, Central Calif., Annyce Mitchell, Central, Linda Schlicht, Arizona; Karen Bullard, Southern Pacific, and Anita Pinkard, Southern Pacific.
- 75 Yards**—9.4—1. Frances Scales, Southern Pacific; 2. Tie between Linda Schlicht, Arizona, Mary Turner, Central Calif., and Anita Pinkard, Southern Pacific, 9.5; 5. Tie between Vicky Price, Southern Pacific, and Linda Newton, Central Calif., 9.6.
- 100 Yards**—12.5—1. Tie between Frances Scales, Southern Pacific, and Velma Humphrey, Southern Pacific; 3. Mary Turner, Central Calif., 12.6; 4. Tie between Irene Wagner, Southern Pacific, and Loretta Wolf, Southern Pacific, 12.7.
- High Jump**—4-6½—1. Valerie Reasor, Rocky Mtn.; 2. Marsha Holloway, Southern Pacific, 4-4½; Laurie MacMullen, Southern Pacific, 4-¾; Mary Young, Central Calif., 4-2; 5. Sherry Maas, Ozark, 4-1¾.
- Long Jump**—14-7—1. Rouena Scales, Southern Pacific; 2. Janice Henry, Central, 14-4; 3. Paula Fischer, Ozark, 14-1½; 4. Cheryl Harris, Rocky Mtn., 14-½; 5. Tie between Barbara Matoek, Arizona, Sharon Brown, Southern Pacific, and Nancy Hartman, Southern Pacific, 13-10¼.
- Baseball Throw**—170-6—1. Nancy Maron, Southern Pacific; 2. Sharon Fleming, Arizona, 167-4; 3. Pat Valenzuela, Southern Pacific, 166-9¼; 4. Cathy Fisher, Southern Pacific, 160-5; 5. Janet Billyew, Southern Pacific, 152-11.
- 220-Yard Pursuit Relay**—26.3—1. Central (J. Proesel, K. Thornton, J. Brennan, R. Evanshank); 2. Central, 26.6; 3. Central, 26.7; 4. Central, 26.8; 5. Rocky Mtn., 27.3.
- 200-Yard Shuttle Relay**—29.7—1. Michigan; 2. Montana, 29.8.

- 50 Yards**—6.0—1. Beverly Smidt, Mid-Western; 2. Tie between Lillian Goodlow, Rocky Mtn. and Karen Slaton, Pacific, 6.2; 4. Tie between Nadine Jones, Central Calif., and Gail Tolvannen, Metropolitan, 6.3.
- 75 Yards**—8.7—1. Karen Slaton, Pacific; 2. Debra Wedgeworth, Rocky Mtn., 8.8; 3. Willie Nichols, Central Calif., 8.9; 4. Tie between Carolyn Battiest, Central Calif., Chiquita Johnson, Central Calif., Jackie Delaney, Pacific, Kathy Hammond, Pacific, Lorraine Jones, Southern Pacific, Marion Kuzma, Metropolitan, Terry Schmidt, Rocky Mtn. and Merridee Taylor, Montana, 9.0.
- 100 Yards**—11.3—1. Beverly Smidt, Mid-Western; 2. Willie Nichols, Central Calif., 11.5; 3. Jackie Delaney, Pacific, 11.6; 4. Tie between Nancy Benson, Arizona, Kathy Hammond, Pacific, and Claire Browning, Pacific, 11.7.
- 220 Yards**—26.4—1. Carolyn Battiest, Central Calif.; 2. Jackie Delaney, Pacific, 26.7; 3. Kathy Hammond, Pacific, 26.8; 4. Tie between Chiquita Johnson, Central Calif., and Lorraine Jones, Southern Pacific, 27.0.
- High Jump**—4-10½—1. Doris White, Central; 2. Charyl Hooks, Central, 4-9½; 3. Jan Glotzer, Arizona, 4-9¼; 4. Tie between Toba Stark, Central, and Deborah Powers, Michigan, 4-7.
- Long Jump**—17-5—1. Opal Young, Central Calif.; 2. Ordellia Smith, Southern Pacific, 16-9½; 3. Tie between Chris Barton, Central and Gail Tolvanen, Metropolitan, 16-4; 5. Vynita Robertson, Southern Pacific, 16-3½.
- 6-Lb. Shot Put**—46-6—1. Maren Seidler, Georgia; 2. Sherry Calvert, Southern Pacific, 42-2; 3. Linda Langford, Pacific, 41-10¼; 4. Kathy Neary, Arizona, 38-6; 5. Kristen Rice, Southern Pacific, 36-8¾.
- Baseball Throw**—249-3—1. Sherry Calvert, Southern Pacific; 2. Judy Pratt, Pacific, 216-9½; 3. Loretta Thomas, Southern Pacific, 213-2; 4. Robin Wright, Pacific, 212-4; 5. Nancy Schaul, Pacific, 208-½.
- 440 Yards Relay**—51.5—1. Central Calif.; 2. Pacific, 51.6; 3. Southern Pacific, 52.1; 4. Southern Pacific, 52.5; 5. Southern Pacific, 52.8.



STEEL VAULTING BOX vs. FIBERGLASS BOX ?

How long do you think a fiberglass box can last:

- IF a vaulter runs over it with spikes?
- IF a vaulter uses a steel pole?
- IF a standard falls on it?
- IF an object rides over it?

You coaches know how fragile the fiberglass pole is. Now, what abuse can a fiberglass box take?

The OFFICIAL DON BRAGG INDOOR-OUTDOOR VAULTING BOX

Over 50 lbs. All welded heavy gauge steel assembled. Tested and approved top quality, lifetime box with many features.

Highly recommended by former Olympic champion, Don Bragg.

\$69.50 includes a small bag of foam rubber and delivery anywhere in the continental U.S.

PACKY ENTERPRISE 366 Main Street, Denville, N. J. 07834

RON ZINN U.S.A. GREATEST RACE WALKER KILLED IN VIET NAM

Ron Zinn, 26 years of age, was born May 10, 1939 in Orland Park, Illinois, a Chicago suburb. He attended the Carl Sandburg High School, Orland Park, Illinois. Ron was a student at Cornell College, Mt. Vernon, Iowa and the U.S. Military Academy at West Point, graduating in June 1963. Ron's mother and father are presently residents of Orland Park, Illinois.

RON'S ATHLETIC RECORD

High School:

Football—3 Years—
Co-Captain Sr. Year
Track & Field—4 Years
Co-Captain Sr. Year
Wrestling—3 Years
Outstanding Athlete—
Jr. & Sr. Year

OLYMPICS & NATIONAL CHAMPIONSHIPS RECORDS

1960

35 Kilo National Champion
Olympic Team Member—
20 Kilo—Finished 19th

1961

One & Two Mile,
National Championships
10-15-20 Kilo
Represented U.S.A. in
U.S.S.R. Dual
Outstanding U.S. Race Walker

1962

One & Two Mile—
10 Kilo - 20 Kilo
National Championships
Represented U.S.A. in
U.S.S.R. Dual
Outstanding U.S. Race Walker

COLLEGE:

Football—One Year
Wrestling—3 Years
Cross Country—3 Years
Race Walking—3 Years

1963


One & Two Mile—
National Champion
Represented U.S.A.
in U.S.S.R. Dual

1964

One—Two Mile
& 10 Kilo
National Champion
Olympic Team Member
20 Kilo—Finished 6th
Outstanding U.S. Racewalker

1965

One Mile National Champion



FIRST!



WILSON'S K6802 TRACK SHOE

First off the blocks, first at the tape, first in comfort and quality. Prime kangaroo uppers, "customized last" construction, foam cushioning, flexibond soles, detachable spikes — all aspects of this shoe add to its ultimate "feel", lightness and performance.

Wilson Sporting Goods Co., Chicago
(A Subsidiary of Wilson & Co., Inc.)